








Flagler County

Great place...great people



2012



Flagler County, Florida

Annual Financial Report
September 30, 2012

Flagler County = Quality of Life

From the loveliest beaches to some of the most fertile farmland in the state; Flagler County is as diverse as it is beautiful! With a total population of just under 100,000, Flagler County has that “Goldilocks” feel...not too big, not too small, just right.



Every community promises “Quality of Life”, Flagler County actually delivers. A large selection of homes, schools and parks are just footsteps away. A reinvigorated business friendly retail sector affords a fabulous selection of shopping and restaurants. Flagler County is strategically located between Jacksonville and Orlando, delivering big city amenities to its residents and guests.

Boasting over 230 days of beautiful sunshine per year and an average temperature in excess of 70 degrees, who could ask for anything more. Flagler residents enjoy year round outdoor activities such as golf, fishing and boating as well as access to the beach and over 25 state and county parks. If the outdoors is not your cup of tea, you are in luck, Flagler hosts a variety of events catering to those who enjoy arts and other cultural events.

Flagler County is all about its people. Sample a dose of Flagler’s gracious living on Florida’s Atlantic Coast and you’ll see why so many come back to vacation and live in Flagler County... the quiet side of Florida.



FLAGLER COUNTY, FLORIDA
FINANCIAL STATEMENTS
SEPTEMBER 30, 2012

**FLAGLER COUNTY, FLORIDA
TABLE OF CONTENTS
SEPTEMBER 30, 2012**

| | <u>Page(s)</u> |
|---|-----------------------|
| Independent Auditors' Report | 1 |
| Management's Discussion and Analysis | 3 |
| Basic Financial Statements | |
| Government-wide Financial Statements: | |
| Statement of Net Assets | 12 |
| Statement of Activities | 13 |
| Fund Financial Statements: | |
| Balance Sheet – Governmental Funds | 14 |
| Reconciliation of the Balance Sheet – Governmental Funds to the Statement of Net Assets | 15 |
| Statement of Revenues, Expenditures and Changes in Fund Balances – Governmental Funds | 16 |
| Reconciliation of the Statement of Revenues, Expenditures and Changes in Fund Balances – Governmental Funds to the Statement of Activities | 17 |
| Statement of Net Assets – Proprietary Funds | 18 |
| Statement of Revenues, Expenses and Changes in Fund Net Assets – Proprietary Funds | 19 |
| Statement of Cash Flows – Proprietary Funds | 20 |
| Statement of Fiduciary Net Assets – Fiduciary Funds | 22 |
| Notes to Financial Statements | 23 |
| Required Supplementary Information | |
| Schedule of Revenues, Expenditures and Changes in Fund Balances – General Fund and Major Special Revenue Funds With Annually Appropriated Budgets – Budget and Actual | 51 |
| Schedule of Funding Progress and Employer Contributions – OPEB | 53 |
| Supplemental Information: | |
| Combining Balance Sheet – Nonmajor Governmental Funds | 54 |
| Combining Statement of Revenues, Expenditures and Changes in Fund Balances – Nonmajor Governmental Funds | 64 |
| Schedule of Revenues, Expenditures and Changes in Fund Balances – Budget and Actual – Capital Construction Fund | 74 |
| Schedule of Revenues, Expenditures and Changes in Fund Balances – Budget and Actual – Nonmajor Governmental Funds | 75 |
| Schedule of Expenditures of Federal Awards and State Financial Assistance | 124 |
| Notes to the Schedule of Expenditures of Federal Awards and State Financial Assistance | 129 |
| Independent Auditors' Report on Compliance with Requirements that Could Have a Direct and Material Effect on Each Major Federal Program and State Financial Assistance Project and on Internal Control Over Compliance | 130 |

| | |
|--|-----|
| Schedule of Findings and Questioned Costs | 132 |
| Independent Auditors' Report on Internal Control Over Financial Reporting and on Compliance and Other Matters Based on an Audit of Financial Statements Performed in Accordance with <i>Government Auditing Standards</i> | 133 |
| Management Letter | 135 |

Independent Auditor's Report

Board of County Commissioners
Flagler County, Florida

We have audited the accompanying financial statements of the governmental activities, the business-type activities, each major fund, and the aggregate remaining fund information of Flagler County, Florida (the "County"), as of and for the year ended September 30, 2012, which collectively comprise the County's basic financial statements as listed in the table of contents. These financial statements are the responsibility of the County's management. Our responsibility is to express opinions on these financial statements based on our audit.

We conducted our audit in accordance with auditing standards generally accepted in the United States of America and the standards applicable to financial audits contained in *Government Auditing Standards*, issued by the Comptroller General of the United States. Those standards require that we plan and perform the audit to obtain reasonable assurance about whether the financial statements are free of material misstatement. An audit includes examining, on a test basis, evidence supporting the amounts and disclosures in the financial statements. An audit also includes assessing the accounting principles used and significant estimates made by management, as well as evaluating the overall financial statement presentation. We believe that our audit provides a reasonable basis for our opinions.

In our opinion, the financial statements referred to above present fairly, in all material respects, the respective financial position of the governmental activities, the business-type activities, each major fund, and the aggregate remaining fund information of the County as of September 30, 2012, and the respective changes in financial position and cash flows, where applicable, thereof for the year then ended in conformity with accounting principles generally accepted in the United States of America.

In accordance with *Government Auditing Standards*, we have also issued our report dated April 5, 2013 on our consideration of the County's internal control over financial reporting and on our tests of its compliance with certain provisions of laws, regulations, contracts, and grant agreements and other matters. The purpose of that report is to describe the scope of our testing of internal control over financial reporting and compliance and the results of that testing, and not to provide an opinion on the internal control over financial reporting or on compliance. That report is an integral part of an audit performed in accordance with *Government Auditing Standards* and should be considered in assessing the results of our audit.

Accounting principles generally accepted in the United States of America require that the management's discussion and analysis and the schedules listed in the table of contents as required supplementary information be presented to supplement the basic financial statements. Such information, although not a part of the basic financial statements, is required by the Governmental Accounting Standards Board, who considers it to be an essential part of financial reporting for placing the basic financial statements in an appropriate operational, economic, or historical context. We have applied certain limited procedures to the required supplementary information in accordance with auditing standards generally accepted in the United States of America, which consisted of inquiries of management about the methods of preparing the information and comparing the information for consistency with management's responses to our inquiries, the basic financial statements, and other knowledge we obtained during our audit of the basic financial statements. We do not express an opinion or provide any assurance on the information because the limited procedures do not provide us with sufficient evidence to express an opinion or provide any assurance.

Our audit was conducted for the purpose of forming opinions on the financial statements that collectively comprise the County's basic financial statements as a whole. The combining financial statements and individual fund schedules are presented for purposes of additional analysis and are not a required part of the financial statements. The accompanying schedule of expenditures of federal awards and state financial assistance is presented for purposes of additional analysis as required by U.S. Office of Management and Budget (OMB) Circular A-133, *Audits of States, Local Governments, and Non-Profit Organizations*, and Chapter 10.550, Rules of the Auditor General, and is also not a required part of the financial statements. The combining financial statements, individual fund schedules, and the schedule of expenditures of federal awards and state financial assistance are the responsibility of management and were derived from and relate directly to the underlying accounting and other records used to prepare the financial statements. The information has been subjected to the auditing procedures applied in the audit of the financial statements and certain additional procedures, including comparing and reconciling such information directly to the underlying accounting and other records used to prepare the financial statements or to the financial statements themselves, and other additional procedures in accordance with auditing standards generally accepted in the United States of America. In our opinion, the information is fairly stated in all material respects in relation to the financial statements as a whole.

Car, Riggs & Ingram LLC

April 5, 2013
Gainesville, Florida

Management's Discussion and Analysis

The County's management discussion and analysis presents an overview and analysis of the County's financial activities for the fiscal year ended September 30, 2012. Please read it in conjunction with the County's financial statements beginning on page 12.

Financial Highlights

- The assets of the County exceeded its liabilities at September 30, 2012 (fiscal year end) by \$252,052,139 (net assets) for governmental activities, representing a decrease of \$4,743,351.
- The amount reported as unrestricted net assets, \$5,045,355, decreased \$4,422,189 over the previous year. This amount is a measure of the County's resources to meet the County's ongoing obligations to its citizens and creditors.

Overview of the Financial Statements

This discussion and analysis is intended to serve as an introduction to the County's basic financial statements. The County's basic financial statements are comprised of three components: (1) government-wide financial statements, (2) fund financial statements, and (3) notes to the financial statements. This report also contains other required supplementary information and other supplementary information in addition to the basic financial statements themselves.

Government-wide financial statements

The government-wide financial statements, which consist of the following two statements, are designed to provide readers with a broad overview of the County's finances, in a manner similar to a private-sector business.

The statement of net assets presents information on all of the County's assets and liabilities, with the difference between the two reported as net assets. Over time, increases or decreases in net assets may serve as a useful indicator of whether the financial position of the County is improving or deteriorating.

The statement of activities presents information showing how the County's net assets changed during the fiscal year ended September 30, 2012. All changes in net assets are reported as soon as the underlying event giving rise to the change occurs, regardless of the timing of related cash flows. Thus, revenues and expenses are reported in this statement for some items that will only result in cash flows in future periods such as uncollected taxes and earned but unused personal leave.

Both of these financial statements distinguish functions of the County that are principally supported by taxes and intergovernmental revenues (governmental activities) from other functions that are intended to recover all or a significant portion of their costs through user fees and charges (business-type activities). The governmental activities types of the County include general government, public safety, physical environment, transportation, economic environment, human services, culture and recreation, and interest on long-term debt. The business-type activities of the County include the airport, landfill, utilities and waste management.

The government-wide financial statements can be found on pages 12 - 13 of this report.

Fund financial statements

A fund is a grouping of related accounts that is used to maintain control over resources that have been segregated for specific activities or objectives. The County, like other state and local governments, uses fund accounting to ensure and demonstrate compliance with finance-related legal requirements. All of the funds of the County can be divided into three categories: governmental funds, proprietary funds and fiduciary funds.

Governmental funds

Governmental funds are used to account for essentially the same functions reported as governmental activities in the government-wide financial statements. However, unlike government-wide financial statements, governmental fund financial statements focus on near-term inflows and outflows of spendable resources, as well as on balances of spendable resources available at the end of the fiscal year. Such information may be useful in evaluating the County's near-term financing requirements.

Because the focus of governmental funds is narrower than that of the government-wide financial statements, it is useful to compare the information presented for governmental funds with similar information presented for governmental activities in the government-wide financial statements. By doing so, readers may better understand the long-term impact of the County's near-term financing decisions. Both the governmental fund balance sheet and the governmental fund statement of revenues, expenditures, and changes in fund balances provide reconciliation to facilitate this comparison between governmental funds and governmental activities.

The County maintains numerous individual governmental funds. Information is presented separately in the Governmental Fund Balance Sheet and in the Government Fund Statement of Revenues, Expenditures and Changes in Fund Balances for the General Fund and the Constitutional Gas Tax Fund, which are considered major funds. Information related to the additional non-major governmental funds is combined into a single aggregated presentation. Individual fund information for each of these non-major governmental funds is provided in the form of combining statements.

The County adopts an annual appropriated budget for its general, budgeted special revenue and debt service funds as well as project-term budgets for the capital projects funds. A budgetary comparison statement has been provided for the General Fund and any major and non-major funds with annually appropriated budgets to illustrate compliance.

The governmental fund financial statements can be found on pages 14 - 17 of this report.

Proprietary funds

The County maintains two types of proprietary funds. Enterprise funds are used to report the same functions presented as business-type activities in the government-wide financial statements. The County uses enterprise funds to account for the fiscal activities relating to airport operations, refuse disposal, water and sewer utility service and waste management to unincorporated parts of the County. Internal service funds are an accounting device used to accumulate and allocate costs internally among the County's various functions. The County uses an internal service fund to account for its employee group insurance program. Because these services benefit governmental rather than business-type functions, they have been included within governmental activities in the government-wide financial statements.

Proprietary funds provide the same type of information as the government-wide financial statements, while furnishing more detail. The proprietary fund financial statements provide separate information for sanitary landfill, airport operations, water and waste water services and

waste management fund, the County's only non-major proprietary fund. Internal service funds have been reported in an aggregated presentation with the proprietary fund financial statements.

The basic proprietary financial statements can be found on pages 18 -21 of this report.

Fiduciary funds

Fiduciary funds are used to account for resources held for the benefit of parties outside the government. Fiduciary funds are not reflected in the government-wide financial statement because the resources of those funds are not available to support the County's programs. The accounting treatment of fiduciary funds is similar to proprietary funds described above.

The basic fiduciary fund financial statements can be found on page 22 of this report.

Notes to the financial statements

The notes provide additional information that is essential to a full understanding of the information provided in the government-wide and fund financial statements.

The notes to the financial statements can be found on pages 23 - 50 of this report.

Other information

In addition to the basic financial statements and accompanying notes, this report also presents certain required supplementary information. This includes budget and actual comparisons for the general funds and major funds with adopted budgets. This also includes the County's progress in funding of its Other Postemployment Benefits (OPEB) obligation. Required supplementary information can be found on pages 51 – 54 of this report.

Remainder of this page intentionally left blank.

Government-wide Financial Analysis

FLAGLER COUNTY, FLORIDA NET ASSETS (in thousands)

| | Governmental Activities | | Business-type Activities | | Total | |
|--|----------------------------|-------------------|-----------------------------|------------------|-------------------|-------------------|
| | 2011 | 2012 | 2011 | 2012 | 2011 | 2012 |
| Current and other assets | \$ 58,994 | \$ 53,552 | \$ 6,144 | \$ 6,115 | \$ 65,138 | \$ 59,667 |
| Capital assets | 296,654 | 292,694 | 14,658 | 16,844 | 311,312 | 309,538 |
| Total Assets | 355,648 | 346,246 | 20,802 | 22,959 | 376,450 | 369,205 |
| Non-current liabilities | 81,430 | 78,089 | 4,422 | 1,253 | 85,852 | 79,342 |
| Other liabilities | 17,422 | 16,105 | 603 | 4,040 | 18,025 | 20,145 |
| Total Liabilities | 98,852 | 94,194 | 5,025 | 5,293 | 103,877 | 99,487 |
| Net assets | | | | | | |
| Invested in capital assets, net of related debt | 213,692 | 213,606 | 10,610 | 11,134 | 224,302 | 224,740 |
| Restricted | 33,636 | 33,401 | 3,136 | 2,685 | 36,772 | 36,086 |
| Unrestricted | 9,468 | 5,045 | 2,031 | 3,847 | 11,499 | 8,892 |
| Total net assets | \$ 256,796 | \$ 252,052 | \$ 15,777 | \$ 17,666 | \$ 272,573 | \$ 269,718 |

Net assets may serve over time as a useful indicator of the County's financial position. Total assets of the County exceeded liabilities by \$269,717,806 as of the fiscal year ended September 30, 2012.

The largest reported amount of the County's net assets (eighty-four percent) reflects its investment in capital assets (land, buildings, infrastructures and equipment), less the related outstanding debt used to acquire those assets. The County uses capital assets to provide services to citizens; therefore, these assets are not available for future spending. The county's investment in capital assets is reported net of related debt, and should be noted that resources required to repay this debt must be provided from other sources, since the capital assets cannot be used to reduce these liabilities

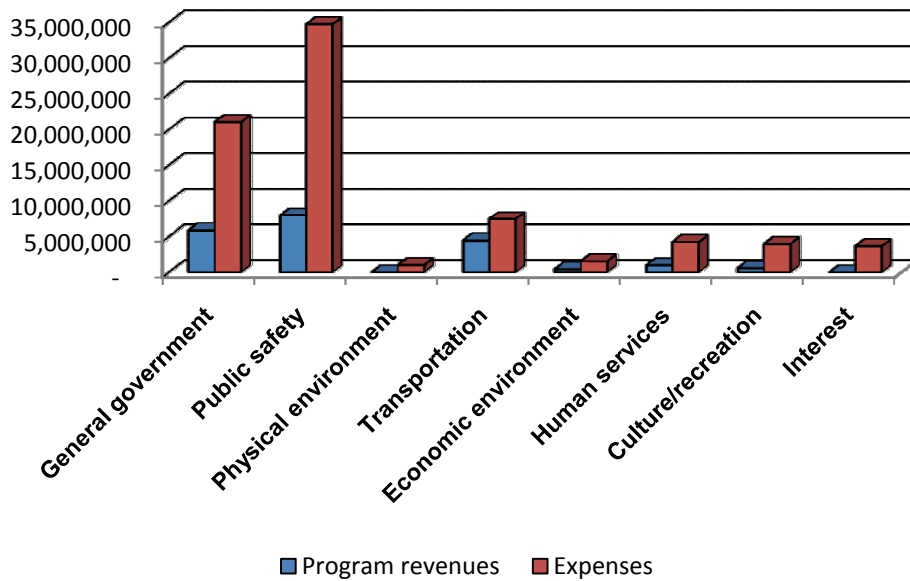
Thirteen percent of the County's net assets (Restricted Net Assets) represents resources that are subject to external restrictions on their use. The remaining three percent of the County's net assets (Unrestricted Net Assets) may be used to meet the County's ongoing obligations to its citizens and creditors.

At September 30, 2012 the County is able to report positive balances in all three categories of net assets for governmental activities and positive balances for all three categories of net assets for business-type activities.

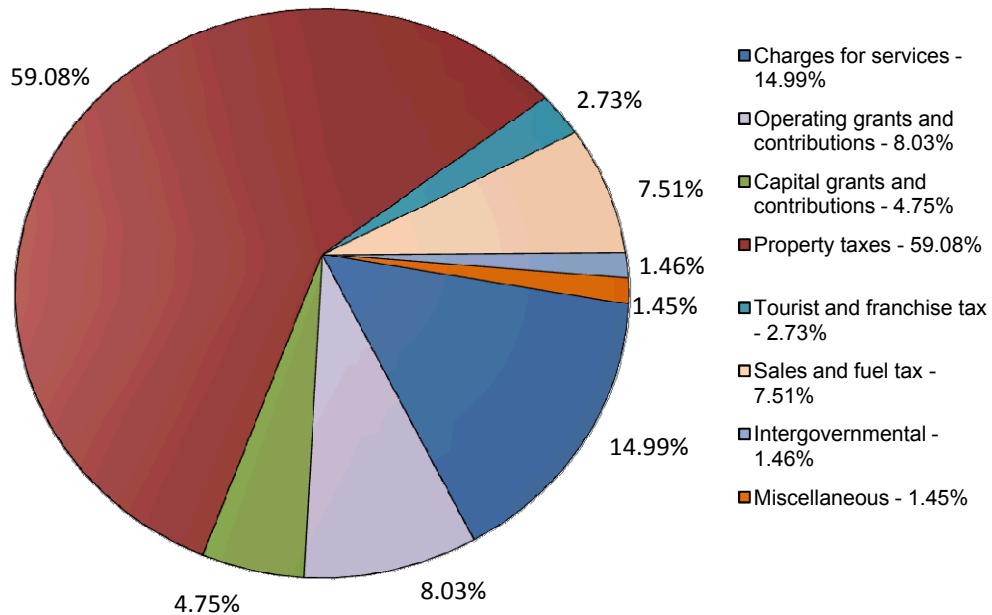
FLAGLER COUNTY, FLORIDA
CHANGES IN NET ASSETS
(in thousands)

| | Governmental | | Business-type | | Total | |
|--|---------------------|-------------------|----------------------|------------------|-------------------|-------------------|
| | Activities | | Activities | | | |
| | 2011 | 2012 | 2011 | 2012 | 2011 | 2012 |
| Revenues | | | | | | |
| Program revenues | | | | | | |
| Fines & Charges for Svcs | \$ 11,643 | \$ 10,957 | \$ 3,339 | \$ 3,191 | \$ 14,982 | \$ 14,148 |
| Operating grants and contributions | 4,739 | 5,869 | 70 | 71 | 4,809 | 5,940 |
| Capital grants and contributions | 5,510 | 3,474 | 525 | 2,785 | 6,035 | 6,259 |
| General revenues | | | | | | |
| Property taxes | 44,628 | 43,172 | - | - | 44,628 | 43,172 |
| Other taxes | 6,876 | 7,481 | 145 | 141 | 7,021 | 7,622 |
| Settlement revenue | - | - | - | - | - | - |
| Miscellaneous | 20,281 | 2,120 | 68 | 29 | 20,349 | 2,149 |
| Total revenues | 93,677 | 73,073 | 4,147 | 6,217 | 97,824 | 79,290 |
| Expenses | | | | | | |
| General government | 21,265 | 21,044 | - | - | 21,265 | 21,044 |
| Public safety | 35,872 | 34,782 | - | - | 35,872 | 34,782 |
| Physical environment | 346 | 1,004 | - | - | 346 | 1,004 |
| Transportation | 8,831 | 7,439 | - | - | 8,831 | 7,439 |
| Economic environment | 1,190 | 1,537 | - | - | 1,190 | 1,537 |
| Human services | 3,676 | 4,268 | - | - | 3,676 | 4,268 |
| Culture/recreation | 3,758 | 4,008 | - | - | 3,758 | 4,008 |
| Interest/charges on long-term debt | 3,714 | 3,725 | - | - | 3,714 | 3,725 |
| Sanitary landfill | - | - | 129 | 99 | 129 | 99 |
| Airport | - | - | 2,466 | 2,405 | 2,466 | 2,405 |
| Utilities | - | - | 365 | 374 | 365 | 374 |
| Waste management | - | - | 1,486 | 1,460 | 1,486 | 1,460 |
| Total expenses | 78,652 | 77,807 | 4,446 | 4,338 | 83,098 | 82,145 |
| Transfers | (113) | (10) | 113 | 10 | - | - |
| Increase (Decrease) in net assets | 14,912 | (4,744) | (186) | 1,889 | 14,726 | (2,855) |
| Net assets, beginning | 241,884 | 256,796 | 15,963 | 15,777 | 257,847 | 272,573 |
| Net assets, ending | \$ 256,796 | \$ 252,052 | \$ 15,777 | \$ 17,666 | \$ 272,573 | \$ 269,718 |

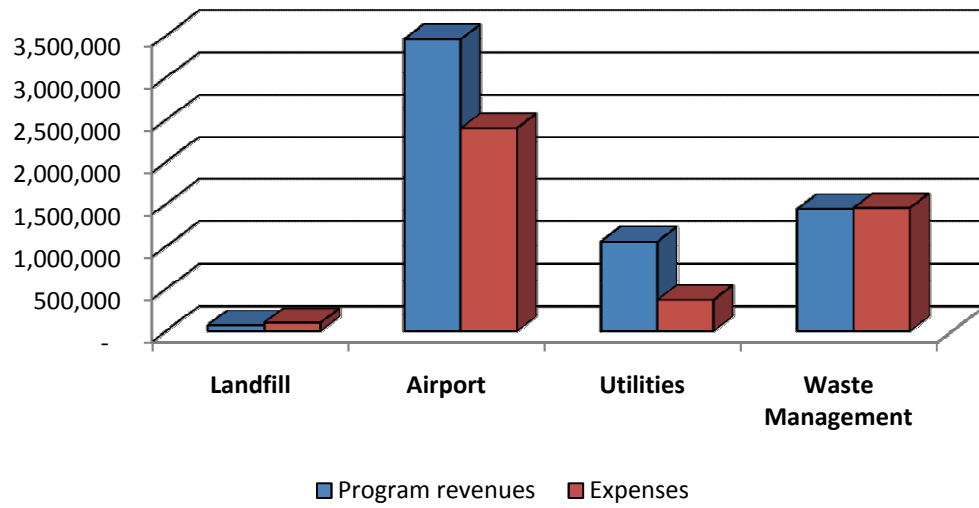
Expenses and Program Revenues - Governmental Activities



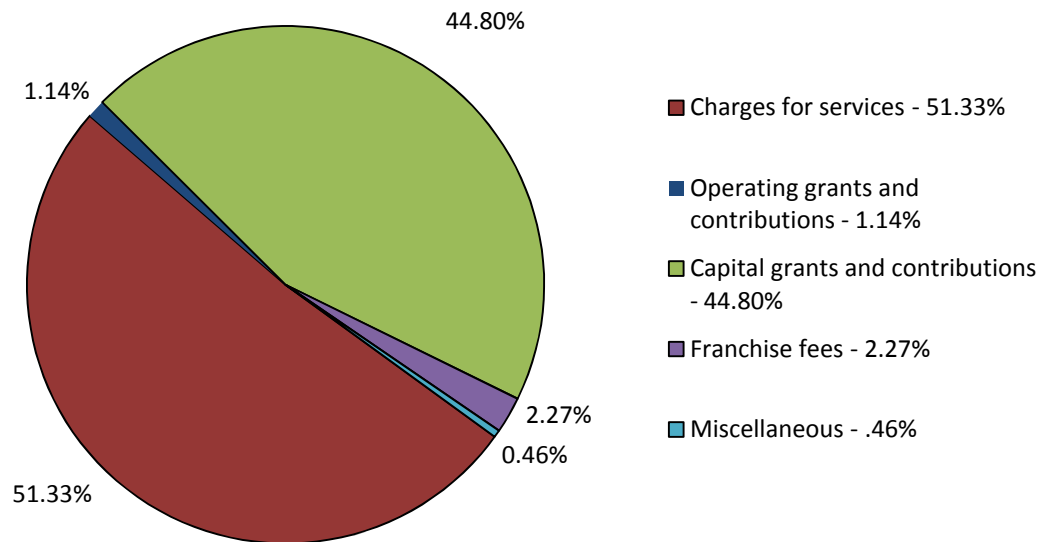
Revenues by Source - Governmental Activities



Expenses and Program Revenues - Business-type Activities



Revenues by Source - Business-type Activities



Governmental activities

Governmental activities decreased the County's net assets by \$4,743,351. Taxes and fees have been established to fund current operating needs in addition to other activities, debt repayment and asset acquisition in future years.

Business-type activities

Business-type activities increased the County's net assets in the amount of \$1,888,314 for the fiscal year ended September 30, 2012.

Financial Analysis of the County's Funds

The County uses fund accounting to ensure and demonstrate compliance with finance-related legal requirements.

The focus of the County's governmental funds is to provide information on near-term inflows outflows and balances of spendable resources. Such information is useful in assessing the County's financing requirements. Assigned and unassigned fund balance may serve as a useful measure of the County's net resources available for spending at the close of a fiscal year.

At September 30, 2012, the County's governmental funds reported combined ending fund balances of \$40,134,267 a decrease of \$4,643,800. Assigned and unassigned fund balance of \$5,416,302 in the general fund is available for spending at the County's discretion; \$23,082,345 of restricted fund balances of other governmental funds are available for spending at the County's discretion within the limitations of the funds' revenue source. The amount reported as restricted for debt service was \$6,690,776.

The General Fund is the operating fund of the County. At September 30, 2012, assigned and unassigned fund balance of this fund was \$5,416,302 while the total fund balance amounted to \$10,361,146. As a measure of the general fund's liquidity, it may be useful to compare both unassigned fund balance and the total fund balance to total fund expenditures. The general fund reported \$3,710,120 of assigned fund balance, this represents the amount of unassigned fund balance that was used by the County as cash carry-forward in the FY 12/13 budget.

The fund balance of the County's general fund decreased by \$3,680,541 during the fiscal year ended September 30, 2012.

Proprietary funds

The County's proprietary funds provide that same type of information found in the government-wide financial statements, while furnishing more detail.

Proprietary funds reported unrestricted net assets of \$3,846,637 at September 30, 2012.

Capital Asset and Debt Administration

The County's investment in capital assets for its governmental and business-type activities as of September 30, 2012 amounts to \$309,538,018 (net of accumulated depreciation). This investment in capital assets includes land, buildings, improvements other than buildings, leasehold improvements, equipment, infrastructure and construction in progress. The total net decrease in the County's investment in capital assets for the fiscal year ended September 30, 2012 was \$1,774,819 (\$3,960,502 net decrease for governmental activities and a net increase of \$2,185,683 for business-type activities).

Additional information on the county's capital assets can be found in Notes 5 and 6 on pages 36 - 37 of this report.

Long-term debt

The County entered into a \$567,811 loan in its General Fund to repay medicare retrospective billings that were presented to the County in the 11/12 Fiscal year.

Additional information on the County's debt can be found in Note 7 on pages 38 - 44 of this report.

Economic Factors and Next year's Budgets and Rates

Flagler County has historically relied on property taxes and intergovernmental resources to fund its operations. The County has utilized grants, road and park impact fees to help fund the infrastructure needs of its population.

During fiscal year 2007, the Florida Legislature imposed restrictions on the ability of municipalities and counties to increase millage rates. In January 2008, the voters of Florida passed Amendment 1, which further limits property tax collections. In addition to the impact of Amendment 1, the value of properties in Flagler County has decreased significantly over the past 5 years.

The Board of County Commissioners approved a General Fund millage rate of 7.0800 mills, a debt service millage rate of 0.3320 mills and an ESL millage rate of .25 mills for the fiscal year 2013.

Flagler County could also be subject to decrease in other revenues that are dependent on economic activity. Administrative steps are being taken to reduce expenditures to balance with available funding.

Requests for Information

This financial report is designed to present users with a general overview of the County's finances and to demonstrate the County's accountability. If you have questions concerning the information provided in this report or need additional financial information, contact Gail Wadsworth, Clerk of Circuit Court, 1769 E. Moody Blvd. Building #1, Bunnell, FL 32110.

FLAGLER COUNTY, FLORIDA
STATEMENT OF NET ASSETS
SEPTEMBER 30, 2012

| | Governmental Activities | Business-type Activities | Total |
|---|------------------------------------|-------------------------------------|-----------------------|
| ASSETS | | | |
| Cash and cash equivalents | \$ 11,909,403 | \$ 327,661 | \$ 12,237,064 |
| Cash with fiscal agent | 556,764 | - | 556,764 |
| Restricted cash and investments | - | 1,723,072 | 1,723,072 |
| Investments | 30,844,241 | 3,933,836 | 34,778,077 |
| Internal balances | 1,862,440 | (1,862,440) | - |
| Due from other governmental agencies | 3,671,753 | 1,635,991 | 5,307,744 |
| Note receivable | 424,622 | - | 424,622 |
| Accounts receivable, net | 2,200,134 | 127,139 | 2,327,273 |
| Unamortized bond issuance costs | 883,496 | - | 883,496 |
| Inventory | 223,642 | 54,564 | 278,206 |
| Other assets | 184,523 | 20,192 | 204,715 |
| Capital assets | | | |
| Land and work in process | 95,144,100 | 4,930,712 | 100,074,812 |
| Capital assets being depreciated, net | 197,549,895 | 11,913,311 | 209,463,206 |
| Total capital assets, net of depreciation | 292,693,995 | 16,844,023 | 309,538,018 |
| Deferred outflows | 790,599 | 154,412 | 945,011 |
| TOTAL ASSETS | 346,245,612 | 22,958,450 | 369,204,062 |
| LIABILITIES | | | |
| Accounts payable and accrued expenses | 5,734,603 | 891,895 | 6,626,498 |
| Due to other governmental agencies | 1,251,311 | 12,458 | 1,263,769 |
| Deposits | 1,754,814 | 69,192 | 1,824,006 |
| Unearned revenue | 373,931 | 20 | 373,951 |
| Long-term liabilities: | | | |
| Due within one year: | | | |
| Notes and bonds payable | 4,243,271 | 226,244 | 4,469,515 |
| Compensated absences | 2,583,754 | 52,921 | 2,636,675 |
| Capital leases | 163,540 | - | 163,540 |
| Due in more than one year: | | | |
| Notes and bonds payable | 75,936,746 | 3,603,394 | 79,540,140 |
| Capital leases | 166,647 | - | 166,647 |
| Arbitrage liability | 7,445 | - | 7,445 |
| OPEB liability | 1,186,812 | 18,062 | 1,204,874 |
| Payable from restricted cash: | | | |
| Landfill closure and postclosure care | - | 264,185 | 264,185 |
| Derivative liabilities | 790,599 | 154,412 | 945,011 |
| TOTAL LIABILITIES | 94,193,473 | 5,292,783 | 99,486,256 |
| NET ASSETS | | | |
| Invested in capital assets, net of related debt | 213,605,993 | 11,134,385 | 224,740,378 |
| Restricted for: | | | |
| Debt service | 6,690,776 | - | 6,690,776 |
| Capital projects | 17,104,853 | 1,225,758 | 18,330,611 |
| Other purposes | 9,605,162 | 1,458,887 | 11,064,049 |
| Unrestricted | 5,045,355 | 3,846,637 | 8,891,992 |
| TOTAL NET ASSETS | \$ 252,052,139 | \$ 17,665,667 | \$ 269,717,806 |

The accompanying notes are an integral part of the financial statements.

**FLAGLER COUNTY, FLORIDA
STATEMENT OF ACTIVITIES
FOR THE YEAR ENDED SEPTEMBER 30, 2012**

| | | | | | Net (Expenses) Revenue and Changes in Net Assets | | |
|--------------------------------------|---------------|--------------------------------|------------------------------------|----------------------------------|--|--------------------------|-----------------|
| Functions/Programs | Expenses | Program Revenues | | | Primary Government | | |
| | | Fines and Charges for Services | Operating Grants and Contributions | Capital Grants and Contributions | Governmental Activities | Business-type Activities | Total |
| PRIMARY GOVERNMENT | | | | | | | |
| Governmental activities | | | | | | | |
| General government | \$ 21,044,342 | \$ 3,893,644 | \$ 1,964,137 | \$ - | \$ (15,186,561) | \$ - | \$ (15,186,561) |
| Public safety | 34,781,700 | 5,952,540 | 1,540,366 | 484,408 | (26,804,386) | - | (26,804,386) |
| Physical environment | 1,003,943 | - | - | 11,555 | (992,388) | - | (992,388) |
| Transportation | 7,439,036 | 758,879 | 1,007,437 | 2,719,890 | (2,952,830) | - | (2,952,830) |
| Economic environment | 1,537,127 | 3,868 | 413,168 | - | (1,120,091) | - | (1,120,091) |
| Human services | 4,267,718 | 129,147 | 834,273 | 1,450 | (3,302,848) | - | (3,302,848) |
| Culture and recreation | 4,008,612 | 219,078 | 109,398 | 256,994 | (3,423,142) | - | (3,423,142) |
| Interest on long term debt | 3,724,866 | - | - | - | (3,724,866) | - | (3,724,866) |
| Total governmental activities | 77,807,344 | 10,957,156 | 5,868,779 | 3,474,297 | (57,507,112) | - | (57,507,112) |
| Business-type activities | | | | | | | |
| Landfill | 99,637 | 708 | 70,588 | - | - | (28,341) | (28,341) |
| Airport | 2,404,906 | 1,385,312 | - | 2,079,649 | - | 1,060,055 | 1,060,055 |
| Utili ies | 373,945 | 357,586 | - | 705,162 | - | 688,803 | 688,803 |
| Waste management | 1,459,886 | 1,447,290 | - | - | - | (12,596) | (12,596) |
| Total business-type activities | 4,338,374 | 3,190,896 | 70,588 | 2,784,811 | - | 1,707,921 | 1,707,921 |
| TOTAL PRIMARY GOVERNMENT | \$ 82,145,718 | \$ 14,148,052 | \$ 5,939,367 | \$ 6,259,108 | (57,507,112) | 1,707,921 | (55,799,191) |
| GENERAL REVENUES | | | | | | | |
| Property taxes | | | | | 43,172,111 | - | 43,172,111 |
| Tourist and franchise taxes | | | | | 1,994,230 | 141,113 | 2,135,343 |
| Sales and fuel taxes | | | | | 5,487,079 | - | 5,487,079 |
| Intergovernmental | | | | | 1,061,327 | - | 1,061,327 |
| Miscellaneous | | | | | 1,058,991 | 29,303 | 1,088,294 |
| Transfers | | | | | (9,977) | 9,977 | - |
| Total general revenues and transfers | | | | | 52,763,761 | 180,393 | 52,944,154 |
| Change in net assets | | | | | (4,743,351) | 1,888,314 | (2,855,037) |
| NET ASSETS, BEGINNING OF YEAR | | | | | 256,795,490 | 15,777,353 | 272,572,843 |
| NET ASSETS, END OF YEAR | | | | | \$ 252,052,139 | \$ 17,665,667 | \$ 269,717,806 |

The accompanying notes are an integral part of the financial statements.

FLAGLER COUNTY, FLORIDA
BALANCE SHEET - GOVERNMENTAL FUNDS
SEPTEMBER 30, 2012

| | General Fund | 800 MGHZ Expansion | Capital Construction | NonMajor Governmental Funds | Total Governmental Funds |
|--|-------------------------|-------------------------------|---------------------------------|--|---|
| ASSETS | | | | | |
| Cash and cash equivalents | \$ 5,222,602 | \$ 300,456 | \$ 2,252,115 | \$ 3,491,755 | \$ 11,266,928 |
| Cash with fiscal agent | - | - | - | 556,764 | 556,764 |
| Investments | 3,522,109 | 601,171 | 2,518,109 | 20,143,454 | 26,784,843 |
| Accounts receivable (net of allowance for uncollectibles) | 2,042,039 | 1,081 | 281 | 56,446 | 2,099,847 |
| Notes receivable | 242,658 | - | - | 181,964 | 424,622 |
| Due from other funds | 2,438,508 | - | - | 174,830 | 2,613,338 |
| Due from other governments | 1,296,864 | - | 322,276 | 2,052,613 | 3,671,753 |
| Inventory | 223,642 | - | - | - | 223,642 |
| Other assets | 100,643 | - | - | 73,638 | 174,281 |
| TOTAL ASSETS | \$ 15,089,065 | \$ 902,708 | \$ 5,092,781 | \$ 26,731,464 | \$ 47,816,018 |
| LIABILITIES AND FUND BALANCES | | | | | |
| LIABILITIES | | | | | |
| Accounts payable and accrued liabilities | \$ 2,045,609 | \$ 63 | \$ 478 | \$ 967,401 | \$ 3,013,551 |
| Deposits | 804,405 | 900,000 | - | 47,756 | 1,752,161 |
| Due to other funds | 197,138 | - | 103,000 | 450,760 | 750,898 |
| Due to other governments | 1,179,615 | - | - | 71,696 | 1,251,311 |
| Deferred revenue | 501,152 | - | - | 412,678 | 913,830 |
| TOTAL LIABILITIES | 4,727,919 | 900,063 | 103,478 | 1,950,291 | 7,681,751 |
| FUND BALANCES | | | | | |
| Nonspendable | | | | | |
| Inventories | 223,642 | - | - | - | 223,642 |
| Parks and recreation | - | - | - | 600,000 | 600,000 |
| Prepays | - | - | - | 73,638 | 73,638 |
| Advances to other funds | 1,880,000 | - | - | - | 1,880,000 |
| Restricted for | | | | | |
| Bond covenants or debt service | - | - | 4,989,303 | 1,701,473 | 6,690,776 |
| Grant programs and projects | 401,869 | - | - | 319,286 | 721,155 |
| Federal and state law | 184,693 | - | - | 10,032,249 | 10,216,942 |
| Capital projects and acquisitions | 1,862,493 | 2,645 | - | 1,119,630 | 2,984,768 |
| ESL acquisitions | - | - | - | 2,398,435 | 2,398,435 |
| Impact fees | - | - | - | 7,765,744 | 7,765,744 |
| Other purposes | 257,282 | - | - | 770,718 | 1,028,000 |
| Committed to | | | | | |
| Other purposes | 134,865 | - | - | - | 134,865 |
| Assigned | | | | | |
| FY 2013 cash carry-forward | 3,710,120 | - | - | - | 3,710,120 |
| Unassigned | 1,706,182 | - | - | - | 1,706,182 |
| TOTAL FUND BALANCES | 10,361,146 | 2,645 | 4,989,303 | 24,781,173 | 40,134,267 |
| TOTAL LIABILITIES AND FUND BALANCES | \$ 15,089,065 | \$ 902,708 | \$ 5,092,781 | \$ 26,731,464 | \$ 47,816,018 |

The accompanying notes are an integral part of the financial statements.

FLAGLER COUNTY, FLORIDA
RECONCILIATION OF THE GOVERNMENTAL FUNDS BALANCE SHEET
TO THE STATEMENT OF NET ASSETS
SEPTEMBER 30, 2012

Total fund balances- governmental funds \$ 40,134,267

Amounts reported for governmental activities in the statement of net assets are different because:

Capital assets used in governmental activities are not financial resources and therefore are not reported in the funds. The amount included in the statement of net assets is the difference between:

| | | |
|--------------------------|--------------|-------------|
| Capital assets, at cost | 386,124,728 | |
| Accumulated depreciation | (93,441,500) | |
| | | 292,683,228 |

Long term liabilities are not due and payable from current resources and therefore are not reported in the funds:

| | | |
|------------------------|--------------|--------------|
| Bonds payable | (79,397,811) | |
| Compensated absences | (2,583,754) | |
| OPEB liability | (1,186,812) | |
| Arbitrage liability | (7,445) | |
| Capital leases payable | (330,187) | |
| | | (83,506,009) |

Certain assets and liabilities reported in governmental activities do not provide or use current financial resources and therefore are not reported in the funds:

| | | |
|---------------------------------|--|-------------|
| Unamortized bond premium | | (782,206) |
| Unamortized bond issuance costs | | 883,496 |
| Noncurrent receivables | | 593,246 |
| Accrued interest payable | | (1,176,057) |

Internal service funds are reported as proprietary activities on the fund level statements, but as governmental activities on the county-wide statements. This amount represents unrestricted net assets of the internal service funds.

3,222,174

| | |
|---------------------------------------|----------------|
| Net assets of governmental activities | \$ 252,052,139 |
|---------------------------------------|----------------|

The accompanying notes are an integral part of this statement

FLAGLER COUNTY, FLORIDA
STATEMENT OF REVENUES, EXPENDITURES, AND CHANGES
IN FUND BALANCES- GOVERNMENTAL FUNDS
FOR THE YEAR ENDED SEPTEMBER 30, 2012

| | General Fund | 800 MGHZ Expansion | Capital Construction | NonMajor Governmental Funds | Total Governmental Funds |
|---|-------------------------|-------------------------------|---------------------------------|--|---|
| REVENUES | | | | | |
| Taxes | \$ 39,625,427 | \$ - | \$ 1,437,443 | \$ 5,949,798 | \$ 47,012,668 |
| Special assessments/Impact fees | - | - | - | 787,783 | 787,783 |
| Licenses and permits | 41,568 | - | - | 384,670 | 426,238 |
| Intergovernmental | 5,645,841 | - | 1,434,641 | 6,184,906 | 13,265,388 |
| Charges for services | 8,658,796 | - | - | 632,374 | 9,291,170 |
| Fines and forfeitures | 133,033 | - | - | 671,991 | 805,024 |
| Miscellaneous revenue | 1,178,569 | - | - | 117,842 | 1,296,411 |
| Investment income | 32,121 | 1,542 | 7,868 | 64,847 | 106,378 |
| TOTAL REVENUES | 55,315,355 | 1,542 | 2,879,952 | 14,794,211 | 72,991,060 |
| EXPENDITURES | | | | | |
| Current | | | | | |
| General government | 15,148,744 | - | 2,757 | 124,883 | 15,276,384 |
| Public safety | 30,455,405 | 245 | - | 1,139,018 | 31,594,668 |
| Physical environment | 240,807 | - | - | 714,500 | 955,307 |
| Transportation | 1,731,682 | - | - | 2,383,916 | 4,115,598 |
| Economic environment | 318,205 | - | - | 1,198,206 | 1,516,411 |
| Human services | 4,142,026 | - | - | 49,535 | 4,191,561 |
| Culture and recreation | 2,602,685 | - | - | 369,388 | 2,972,073 |
| Court related | 1,153,662 | - | - | 1,900,062 | 3,053,724 |
| Capital Outlay | 2,737,005 | - | - | 3,040,874 | 5,777,879 |
| Debt service | | | | | |
| Principal retirement | 1,198,814 | - | 1,365,000 | 2,920,000 | 5,483,814 |
| Interest and fiscal charges | 325,135 | - | 1,240,238 | 2,187,402 | 3,752,775 |
| TOTAL EXPENDITURES | 60,054,170 | 245 | 2,607,995 | 16,027,784 | 78,690,194 |
| EXCESS OF REVENUES OVER (UNDER) EXPENDITURES | (4,738,815) | 1,297 | 271,957 | (1,233,573) | (5,699,134) |
| OTHER FINANCING SOURCES (USES) | | | | | |
| Transfers in | 105,260 | - | - | 152,520 | 257,780 |
| Transfers out | (114,797) | - | - | (155,460) | (270,257) |
| Long term debt issued | 567,811 | - | - | - | 567,811 |
| Capital lease | 500,000 | - | - | - | 500,000 |
| TOTAL OTHER FINANCING SOURCES (USES) | 1,058,274 | - | - | (2,940) | 1,055,334 |
| NET CHANGE IN FUND BALANCES | (3,680,541) | 1,297 | 271,957 | (1,236,513) | (4,643,800) |
| FUND BALANCES, BEGINNING OF YEAR | 14,041,687 | 1,348 | 4,717,346 | 26,017,686 | 44,778,067 |
| FUND BALANCES, END OF YEAR | \$ 10,361,146 | \$ 2,645 | \$ 4,989,303 | \$ 24,781,173 | \$ 40,134,267 |

The accompanying notes are an integral part of the financial statements.

FLAGLER COUNTY, FLORIDA
RECONCILIATION OF THE STATEMENT OF REVENUES, EXPENDITURES,
AND CHANGES IN FUND BALANCES OF GOVERNMENTAL FUNDS
TO THE STATEMENT OF ACTIVITIES
FOR THE YEAR ENDED SEPTEMBER 30, 2012

Net change in fund balances- total governmental funds \$ (4,643,800)

Amounts reported for governmental activities in the statement of activities are different because:

Governmental funds report capital outlays as expenditures. However, in the statement of activities the cost of those assets is allocated over their estimated useful lives and reported as depreciation expense. Contributions of capital assets increase assets but do not appear in the fund statements because they are not financial resources.

| | | |
|--|------------------|-------------|
| Capital assets acquired with financial resources | 5,955,154 | |
| Current year depreciation | (9,614,587) | |
| Loss on disposal of fixed assets | (64,689) | |
| Contributions of capital assets | <u>(228,717)</u> | |
| | | (3,952,839) |

Governmental funds report certain bond transactions as resources, uses, or expenditures. However, in the statement of activities these transactions are reported as expenses over the life of the debt:

| | | |
|---------------------------------|--|----------|
| Unamortized bond issuance costs | | (94,090) |
| Unamortized bond premium | | 35,985 |

Repayment of bond principal is an expenditure in governmental funds, but the repayment reduces long-term liabilities in the statement of net assets. Issuing debt provides current financial resources to governmental funds but increases liabilities in the statement of net assets.

| | | |
|---------------------|------------------|-----------|
| Principal repayment | 5,483,814 | |
| Debt issued | (567,811) | |
| Capital lease | <u>(500,000)</u> | |
| | | 4,416,003 |

Because certain receivables will not be collected for several months after the close of the County's fiscal year end, they are not considered as "available" revenues in the governmental funds. In the statement of activities, presented on the accrual basis, these revenues are recognized in the fiscal year they are earned. 29,184

Special assessment deferred revenue recognized in the governmental funds. (203,218)

Some expenses reported in the statement of activities did not require the use of current financial resources and therefore are not reported as expenditures in governmental funds. Those include:

| | | |
|------------------------------|---------------|-----------|
| Accrued compensated absences | (59,484) | |
| OPEB liability | (331,191) | |
| Accrued interest payable | <u>86,014</u> | |
| | | (304,661) |

Internal service funds are used to charge the cost of certain activities to individual funds. The net revenue (expense) is reported with governmental activities:

| | | |
|------------------------|--------------|----------|
| Other operating income | 248,844 | |
| Loss from operations | (277,259) | |
| Transfers | <u>2,500</u> | |
| | | (25,915) |

| | | |
|---|--|------------------------------|
| Change in net assets of governmental activities | | <u><u>\$ (4,743,351)</u></u> |
|---|--|------------------------------|

The accompanying notes are an integral part of this statement

FLAGLER COUNTY, FLORIDA
STATEMENT OF NET ASSETS - PROPRIETARY FUNDS
SEPTEMBER 30, 2012

| | Business-type Activities - Enterprise Funds | | | | | Governmental Activities - Internal Service Fund |
|---|--|----------------------|---------------------|---------------------------------|----------------------|--|
| | Airport Fund | Landfill Fund | Utility | NonMajor Enterprise Fund | Total | |
| ASSETS | | | | | | |
| Current assets | | | | | | |
| Cash and equivalents | \$ - | \$ 21,012 | \$ 185,663 | \$ 120,986 | \$ 327,661 | \$ 642,475 |
| Investments | 101,352 | 2,275,481 | 580,281 | 976,722 | 3,933,836 | 4,059,398 |
| Accounts receivable, net | 73,734 | 4,093 | 42,274 | 7,038 | 127,139 | 100,287 |
| Due from other funds | 5,366 | 2,051 | 1,775 | 13,957 | 23,149 | - |
| Due from other governments | 1,626,427 | 3,251 | 6,313 | - | 1,635,991 | - |
| Inventory | 54,564 | - | - | - | 54,564 | - |
| Other current assets | - | - | 350 | - | 350 | 10,242 |
| Total current assets | 1,861,443 | 2,305,888 | 816,656 | 1,118,703 | 6,102,690 | 4,812,402 |
| Noncurrent assets | | | | | | |
| Deferred closing costs | 19,842 | - | - | - | 19,842 | - |
| Restricted cash | - | 1,723,072 | - | - | 1,723,072 | - |
| Land and construction in progress | 3,096,094 | 203,404 | 1,631,214 | - | 4,930,712 | - |
| Other capital assets, net of accumulated depreciation | 10,939,562 | 85,734 | 888,015 | - | 11,913,311 | 10,767 |
| Deferred outflow | 154,412 | - | - | - | 154,412 | - |
| Total noncurrent assets | 14,209,910 | 2,012,210 | 2,519,229 | - | 18,741,349 | 10,767 |
| TOTAL ASSETS | \$ 16,071,353 | \$ 4,318,098 | \$ 3,335,885 | \$ 1,118,703 | \$ 24,844,039 | \$ 4,823,169 |
| LIABILITIES | | | | | | |
| Current liabilities | | | | | | |
| Accounts payable and accrued expenses | \$ 606,859 | \$ 5,628 | \$ 180,560 | \$ 98,848 | \$ 891,895 | \$ 1,544,995 |
| Deposits | 38,377 | - | 30,815 | - | 69,192 | 2,653 |
| Due to other funds | 4,009 | 6 | 1,435 | 139 | 5,589 | - |
| Due to other governments | 6,287 | 35 | 6,136 | - | 12,458 | - |
| Deferred revenue | 20 | - | - | - | 20 | 53,347 |
| Compensated absences | 27,529 | 12,075 | 11,656 | 1,661 | 52,921 | - |
| Current portion of long term debt | 226,244 | - | - | - | 226,244 | - |
| Total current liabilities | 909,325 | 17,744 | 230,602 | 100,648 | 1,258,319 | 1,600,995 |
| Noncurrent liabilities | | | | | | |
| Payable from restricted cash | - | 264,185 | - | - | 264,185 | - |
| Landfill closure and postclosure care | - | - | 1,880,000 | - | 1,880,000 | - |
| Advances from other funds | - | - | - | - | - | - |
| OPEB liability | 9,521 | 3,798 | 4,121 | 622 | 18,062 | - |
| Derivative liability | 154,412 | - | - | - | 154,412 | - |
| Notes payable | 3,603,394 | - | - | - | 3,603,394 | - |
| Total noncurrent liabilities | 3,767,327 | 267,983 | 1,884,121 | 622 | 5,920,053 | - |
| TOTAL LIABILITIES | 4,676,652 | 285,727 | 2,114,723 | 101,270 | 7,178,372 | 1,600,995 |
| NET ASSETS | | | | | | |
| Invested in capital assets, net of related debt | 10,206,018 | 289,138 | 639,229 | - | 11,134,385 | - |
| Restricted for | - | - | - | - | - | - |
| Landfill postclosure care | - | 1,458,887 | - | - | 1,458,887 | - |
| Future capital outlay | - | 1,225,758 | - | - | 1,225,758 | - |
| Unrestricted | 1,188,683 | 1,058,588 | 581,933 | 1,017,433 | 3,846,637 | 3,222,174 |
| TOTAL NET ASSETS | 11,394,701 | 4,032,371 | 1,221,162 | 1,017,433 | 17,665,667 | 3,222,174 |
| TOTAL LIABILITIES AND NET ASSETS | \$ 16,071,353 | \$ 4,318,098 | \$ 3,335,885 | \$ 1,118,703 | \$ 24,844,039 | \$ 4,823,169 |

The accompanying notes are an integral part of the financial statements.

FLAGLER COUNTY, FLORIDA
STATEMENT OF REVENUES, EXPENSES, AND CHANGES
IN FUND NET ASSETS- PROPRIETARY FUNDS
FOR THE YEAR ENDED SEPTEMBER 30, 2012

| | Business-type Activities - Enterprise Funds | | | | | Governmental Activities - Internal Service Fund |
|--|--|----------------------|---------------------|---------------------------------|----------------------|--|
| | Airport Fund | Landfill Fund | Utility | NonMajor Enterprise Fund | Total | |
| OPERATING REVENUES | | | | | | |
| Charges for services | \$ 1,372,604 | \$ 708 | \$ 502,097 | \$ 1,447,290 | \$ 3,322,699 | \$ - |
| Employee and employer contributions | - | - | - | - | - | 6,748,910 |
| Miscellaneous | 25,961 | - | (144,511) | - | (118,550) | 51,389 |
| Total operating revenues | 1,398,565 | 708 | 357,586 | 1,447,290 | 3,204,149 | 6,800,299 |
| OPERATING EXPENSES | | | | | | |
| Personal services | 270,810 | 130,906 | 141,621 | 47,072 | 590,409 | - |
| Vehicle fuel | 11,640 | 2,580 | 9,076 | - | 23,296 | - |
| Aviation fuel | 788,102 | - | - | - | 788,102 | - |
| Contractual services | 45,625 | 21,206 | 37,134 | 1,411,343 | 1,515,308 | - |
| Repairs and maintenance | 51,550 | 2,650 | 20,338 | - | 74,538 | 201 |
| Professional services | 25,966 | 73,398 | 242 | 578 | 100,184 | 793,831 |
| Employee claims | - | - | - | - | - | 5,706,717 |
| Utilities | 98,390 | 3,198 | 97,592 | 137 | 199,317 | 438 |
| Insurance | 53,205 | 3,618 | 10,703 | - | 67,526 | 554,568 |
| Rentals and leases | 14,326 | 370 | 110 | - | 14,806 | - |
| Depreciation | 778,865 | 17,224 | 31,607 | - | 827,696 | 9,055 |
| Miscellaneous | 131,335 | 5,206 | 21,700 | 756 | 158,997 | 12,748 |
| Provision for closure and postclosure care | - | (160,719) | - | - | (160,719) | - |
| Total operating expenses | 2,269,814 | 99,637 | 370,123 | 1,459,886 | 4,199,460 | 7,077,558 |
| Operating income/(loss) | (871,249) | (98,929) | (12,537) | (12,596) | (995,311) | (277,259) |
| NONOPERATING REVENUES (EXPENSES) | | | | | | |
| Intergovernmental | - | 70,588 | - | - | 70,588 | - |
| Franchise fees | - | - | - | 141,113 | 141,113 | - |
| Insurance recovery | - | - | - | - | - | 234,983 |
| Interest income | 1,336 | 9,642 | 1,919 | 3,153 | 16,050 | 13,861 |
| Interest expense | (135,092) | - | (3,822) | - | (138,914) | - |
| Total nonoperating revenues (expenses) | (133,756) | 80,230 | (1,903) | 144,266 | 88,837 | 248,844 |
| INCOME(LOSS) BEFORE CONTRIBUTIONS AND TRANSFERS | (1,005,005) | (18,699) | (14,440) | 131,670 | (906,474) | (28,415) |
| Capital grants | 2,079,649 | - | 705,162 | - | 2,784,811 | - |
| Transfers in | - | - | - | 9,977 | 9,977 | 2,500 |
| CHANGE IN NET ASSETS | 1,074,644 | (18,699) | 690,722 | 141,647 | 1,888,314 | (25,915) |
| NET ASSETS, BEGINNING OF YEAR | 10,320,057 | 4,051,070 | 530,440 | 875,786 | 15,777,353 | 3,248,089 |
| NET ASSETS, END OF YEAR | \$ 11,394,701 | \$ 4,032,371 | \$ 1,221,162 | \$ 1,017,433 | \$ 17,665,667 | \$ 3,222,174 |

The accompanying notes are an integral part of the financial statements.

FLAGLER COUNTY, FLORIDA
STATEMENT OF CASH FLOWS - PROPRIETARY FUNDS
FOR THE YEAR ENDED SEPTEMBER 30, 2012

| | Major Proprietary Funds | | | Nonmajor Proprietary Fund | Total | Internal Service |
|---|--------------------------------|---------------------|-------------------|----------------------------------|---------------------|-------------------------|
| | Airport | Landfill | Utility | | | |
| CASH FLOWS FROM OPERATING ACTIVITIES | | | | | | |
| Receipts from customers | \$ 1,348,008 | \$ 65,129 | \$ 500,658 | \$ 1,459,050 | \$ 3,372,845 | \$ 6,849,324 |
| Payments to suppliers | (718,052) | (109,349) | (67,417) | (1,434,610) | (2,329,428) | (7,160,730) |
| Payments to employees | (266,365) | (125,920) | (137,729) | (46,066) | (576,080) | - |
| Other receipts | 25,961 | - | (144,511) | - | (118,550) | 51,389 |
| Net cash provided (used) by operating activities | 389,552 | (170,140) | 151,001 | (21,626) | 348,787 | (260,017) |
| NON-CAPITAL FINANCING ACTIVITIES | | | | | | |
| Franchise fees | - | - | - | 141,113 | 141,113 | - |
| Increase (decrease) in due from other funds | 6,650 | (1,733) | (1,674) | (2,745) | 498 | - |
| Increase (decrease) in due to other funds | (436) | (42) | 967 | (11,403) | (10,914) | - |
| Insurance recovery | - | - | - | - | - | 234,983 |
| Operating transfers in | - | - | - | 9,977 | 9,977 | 2,500 |
| Net cash provided(used) by non-capital financing activities | 6,214 | (1,775) | (707) | 136,942 | 140,674 | 237,483 |
| CAPITAL AND RELATED FINANCING ACTIVITIES | | | | | | |
| Change in due from other governments | (1,533,837) | - | 21,525 | - | (1,512,312) | - |
| Acquisition and construction of capital assets | (2,242,674) | - | (770,705) | - | (3,013,379) | (1,392) |
| Payments on long term debt | (218,162) | - | - | - | (218,162) | - |
| Deferred costs | 5,972 | - | - | - | 5,972 | - |
| Intergovernmental | - | 70,588 | - | - | 70,588 | - |
| Capital grants | 2,079,649 | - | 705,162 | - | 2,784,811 | - |
| Interest paid | (135,092) | - | (3,822) | - | (138,914) | - |
| Net cash provided (used) by capital and related financing activities | (2,044,144) | 70,588 | (47,840) | - | (2,021,396) | (1,392) |
| INVESTING ACTIVITIES | | | | | | |
| Interest on investments | 1,336 | 9,642 | 1,919 | 3,153 | 16,050 | 13,861 |
| Net cash provided by investing activities | 1,336 | 9,642 | 1,919 | 3,153 | 16,050 | 13,861 |
| Net increase(decrease) in cash and equivalents | (1,647,042) | (91,685) | 104,373 | 118,469 | (1,515,885) | (10,065) |
| CASH AND EQUIVALENTS, BEGINNING OF YEAR | 1,748,394 | 4,111,250 | 661,571 | 979,239 | 7,500,454 | 4,711,938 |
| CASH AND EQUIVALENTS, END OF YEAR | \$ 101,352 | \$ 4,019,565 | \$ 765,944 | \$ 1,097,708 | \$ 5,984,569 | \$ 4,701,873 |
| CASH AND EQUIVALENTS, END OF YEAR | | | | | | |
| Unrestricted | \$ - | \$ 21,012 | \$ 185,663 | \$ 120,986 | \$ 327,661 | \$ 642,475 |
| Restricted | - | 1,723,072 | - | - | 1,723,072 | - |
| Investments - unrestricted | 101,352 | 2,275,481 | 580,281 | 976,722 | 3,933,836 | 4,059,398 |
| | <u>\$ 101,352</u> | <u>\$ 4,019,565</u> | <u>\$ 765,944</u> | <u>\$ 1,097,708</u> | <u>\$ 5,984,569</u> | <u>\$ 4,701,873</u> |

Continued

FLAGLER COUNTY, FLORIDA
STATEMENT OF CASH FLOWS - PROPRIETARY FUNDS
FOR THE YEAR ENDED SEPTEMBER 30, 2012

Page 2

| | Major Proprietary Funds | | | Nonmajor Proprietary Fund | Total | Internal Service |
|--|--------------------------------|---------------------|-------------------|----------------------------------|-------------------|-------------------------|
| | Airport | Landfill | Utility | | | |
| Reconciliation of operating income (loss) to net cash provided (used) by operating activities | | | | | | |
| Operating income (loss) | \$ (871,249) | \$ (98,929) | \$ (12,537) | \$ (12,596) | \$ (995,311) | \$ (277,259) |
| Adjustment to reconcile operating loss to net cash used in operations | | | | | | |
| Depreciation | 778,865 | 17,224 | 31,607 | - | 827,696 | 9,055 |
| Provision for closure and postclosure | - | (160,719) | - | - | (160,719) | - |
| Changes in assets and liabilities | | | | | | |
| Accounts receivable | (24,596) | (2,916) | (1,439) | 11,760 | (17,191) | 100,414 |
| Inventory | (19,604) | - | - | - | (19,604) | - |
| Due from other governments | - | 67,337 | - | - | 67,337 | - |
| Accounts payable and accrued expenses | 504,472 | 2,914 | 129,556 | (21,796) | 615,146 | (81,058) |
| Deferred revenue | - | - | - | - | - | (6,400) |
| Due to other governments | 1,129 | (37) | (4,478) | - | (3,386) | - |
| Deposits | 16,090 | - | 4,400 | - | 20,490 | (4,769) |
| Compensated absences | 2,127 | 3,934 | 2,737 | 630 | 9,428 | - |
| OPEB liability | 2,318 | 1,052 | 1,155 | 376 | 4,901 | - |
| Net cash provided(used) by operating activities | \$ 389,552 | \$ (170,140) | \$ 151,001 | \$ (21,626) | \$ 348,787 | \$ (260,017) |

The accompanying notes are an integral part of the financial statements.

FLAGLER COUNTY, FLORIDA
STATEMENT OF FIDUCIARY NET ASSETS
SEPTEMBER 30, 2012

| | Agency Funds |
|----------------------------|-------------------------|
| ASSETS | |
| Cash and cash equivalents | \$ 4,731,539 |
| Accounts receivable | 41,231 |
| Due from other governments | 101 |
| TOTAL ASSETS | \$ 4,772,871 |
| LIABILITIES | |
| Due to other governments | \$ 325,687 |
| Deposits | 4,428,222 |
| Other liabilities | 18,962 |
| TOTAL LIABILITIES | \$ 4,772,871 |

The accompanying notes are an integral part of the financial statements.

FLAGLER COUNTY, FLORIDA
NOTES TO THE FINANCIAL STATEMENTS
SEPTEMBER 30, 2012

(1) Summary of Significant Accounting Policies:

Flagler County, Florida (the County) is a political subdivision of the State of Florida created pursuant to Chapter 7 of the Florida Statutes. It is governed by an elected Board of County Commissioners (the Board) which is governed by state statutes and regulations. The Board has only those powers expressly vested in it by State Statute and its governmental powers cannot be delegated. The Board appoints an administrator to administer all policies emanating from its statutory powers and authority.

The accompanying financial statements present the financial position and results of operations of the governmental and business type activities of the Board and the five constitutional officers (collectively the Constitutional Officers) of the County. The Constitutional Officers are: Clerk of Circuit Court (Clerk), Sheriff, Tax Collector, Property Appraiser, and Supervisor of Elections. The Constitutional Officers maintain separate accounting records and budgets which are combined with the Board for financial reporting purposes.

The accounting policies of the County conform to accounting principles generally accepted in the United States (GAAP) as applicable to governments. The following is a summary of significant accounting policies of the County.

(a) **Reporting Entity** - The Governmental Accounting Standards Board (GASB) in its Statement No. 14, "The Financial Reporting Entity," establishes standards for defining the financial reporting entity. In developing these standards, the GASB assumed that all governmental organizations are responsible to elected officials at the federal, state or local level. Financial reporting by a state or local government should report the elected officials' accountability for those organizations.

The Board is the legislative and governing body of Flagler County, Florida, established under the legal authority of the Constitution of the State of Florida, and consists of five elected officials. The Clerk of the Circuit Court, an elected official, serves as clerk and accountant of the Board pursuant to Florida law.

The County uses the criteria established in GASB No. 14 as amended by GASB No. 39 to define the reporting entity and identify component units. Component units are entities for which the County is considered to be financially accountable.

As required by accounting principles generally accepted in the United States of America, the financial reporting entity consists of (1) the primary government (the County), (2) organizations for which the County is financially accountable, and (3) other organizations for which the nature and significance of their relationship with the County are such that exclusion would cause the reporting entity's financial statements to be misleading or incomplete. The County is financially accountable if it appoints a voting majority of the organization's governing body and (a) is able to impose its will on that organization or (b) there is a potential for the organization to provide specific financial benefits to or impose specific financial burdens on, the County. The County may be financially accountable if an organization is fiscally dependent on the County regardless of whether the organization has (a) a separately elected governing board, (b) a governing board appointed by a higher level of government, or (c) a jointly appointed board.

Additionally, a legally separate, tax-exempt organization should be reported as a component unit of the County if all of the following criteria are met: (a) the economic resources received or held by the separate organization are entirely or almost entirely for the direct benefit of the primary government or its constituents, (b) the primary government is entitled to or has the ability to otherwise access a majority of the economic resources received or held by the separate organization, and (c) the economic resources received or held by an individual organization that the primary government is entitled to or has the ability to otherwise access are significant to the primary government.

FLAGLER COUNTY, FLORIDA
NOTES TO THE FINANCIAL STATEMENTS
SEPTEMBER 30, 2012

(1) Summary of Significant Accounting Policies: (continued)

(a) Reporting Entity (continued)

Based on these criteria, County management examined all organizations which were legally separate in order to determine which organizations, if any, should be included in the County's financial statements. Management determined that there are no organizations that should be included in the County's financial statements as component units.

(b) Government-wide and Fund Financial Statements - The government-wide financial statements (i.e. statement of net assets and statement of activities) report information on all of the non-fiduciary activities of the County. Governmental activities, which normally are supported by taxes and intergovernmental revenues, are reported separately from business type activities, which rely to a significant extent on fees and charges for support.

The statement of activities demonstrates the degree to which the direct expenses of a given activity are offset by program revenues. Direct expenses are those that are clearly identifiable with a specific function or activity. Program revenues include (1) charges to customers or applicants who purchase, use, or directly benefit from goods, services, or privileges provided by a given function or activity and (2) grants and contributions that are restricted to meeting the operational or capital requirements of a particular function or activity. Taxes and other items not properly included among program revenues are reported instead as general revenues.

Separate financial statements are provided for governmental funds, proprietary funds, and fiduciary funds, even though the latter are excluded from the government-wide financial statements. Major individual governmental and proprietary funds are reported as separate columns in the fund financial statements.

(c) Basis of Presentation, Measurement Focus, and Basis of Accounting - The accompanying financial statements of the County have been prepared in conformity with GAAP as prescribed by the Governmental Accounting Standards Board (GASB), the Financial Accounting Standards Board (FASB), and the American Institute of Certified Public Accountants (AICPA). Under the auspices of GASB Statement No. 20, the County does not apply FASB pronouncements issued after November 30, 1989, for proprietary activities, unless the GASB amends its pronouncements to specifically adopt FASB pronouncements issued after that date. GASB is the accepted standard setting body for establishing governmental accounting and financial reporting principles for units of local government.

(d) Government-wide Financial Statements - The government-wide financial statements are reported using the economic resources measurement focus and the accrual basis of accounting, as are the proprietary fund financial statements. Revenues are recorded when earned and expenses are recorded when a liability is incurred, regardless of the timing of related cash flows. Property taxes are recognized as revenues in the year for which they are levied. Grants and similar items are recognized as revenue as soon as all eligibility requirements imposed by the provider have been met.

As a general rule, the effect of interfund activity has been eliminated from the county-wide financial statements. Fiduciary funds have also been removed from this presentation since the resources are not available for general government funding purposes.

(e) Fund Financial Statements - Governmental fund financial statements are reported using the current financial resources measurement focus and the modified accrual basis of accounting. This means that only current assets and current liabilities are generally included on the balance sheets.

FLAGLER COUNTY, FLORIDA
NOTES TO THE FINANCIAL STATEMENTS
SEPTEMBER 30, 2012

(1) **Summary of Significant Accounting Policies:** (continued)
(e) **Fund Financial Statements** (continued)

The reported fund balance (net current assets) is considered a measure of “available spendable resources.”

The operating statements present increases (revenues and other financing sources) and decreases (expenditures and other financing uses) in net current assets and, accordingly, are said to present a summary of sources and uses of “available spendable resources” during a period.

Basis of accounting refers to when revenues and expenditures or expenses are recognized in the accounts and reported in the financial statements. Basis of accounting relates to the timing of the measurements made, regardless of the measurement focus applied.

All governmental funds are accounted for using the modified accrual basis of accounting. Revenues are recognized when they become measurable and available as net current assets. “Measurable” means that the amount of the transaction can be determined and “available” means collectible within the current period or soon enough thereafter to pay liabilities of the current period. The County considers ad valorem revenues to be available if they are collected within 60 days after year end. Grants collected on a reimbursement basis are recognized as revenue when reimbursable expenditures are made and the County considers amounts received within one year as available. Non-exchange transaction revenues are recognized in the period in which the underlying transaction occurred. Expenditures are generally recognized when the related fund liability is incurred. However, principal and interest on general long-term debt are recognized when due.

All proprietary funds are accounted for using the accrual basis of accounting. Revenues are recognized when they are earned, and their expenses are recognized when they are incurred.

Proprietary funds distinguish operating revenues and expenses from nonoperating items. Operating revenues and expenses generally result from providing services and producing and delivering goods in connection with a proprietary fund’s principal ongoing operations. The principal operating revenues of the County’s enterprise funds and the County’s internal service funds are charges to customers for sales and services. Operating expenses for enterprise funds and internal service funds include the cost of sales and services, administrative expenses and depreciation on capital assets. All revenues and expenses not meeting this definition are reported as nonoperating revenues and expenses.

Agency funds are accounted for on the accrual basis of accounting. Agency funds are custodial in nature (i.e. assets equal liabilities) and do not measure the results of operations.

The County’s policy is to use restricted resources first, then unrestricted resources, when both are available for use to fund an activity.

Fund financial statements report detailed information about the County. The focus of fund financial statements is on major funds rather than reporting funds by type. Each major fund is reported in a separate column.

The County reports the following major governmental funds:

General Fund - To account for and report all financial resources which are generated from operations of the Board and Constitutional Officers, not accounted for and reported in another fund.

FLAGLER COUNTY, FLORIDA
NOTES TO THE FINANCIAL STATEMENTS
SEPTEMBER 30, 2012

(1) **Summary of Significant Accounting Policies:** (continued)
(e) **Fund Financial Statements** (continued)

800 MGHZ Expansion - To account for the City of Palm Coast's portion of the 800 MGHZ system expansion and upgrade.

Capital Construction Debt Service – To account for the debt service payments associated with the Capital Improvement Revenue Bond, Series 2005.

The County reports the following major proprietary funds:

Airport - To account for the operations and activities of the County's airport.

Sanitary Landfill – To account for the operations and activities of the County's three landfills.

Utility - To account for the water and wastewater services in the Beverly Beach water and wastewater service area and the Eagle Lakes development.

Additionally, the County reports the following fund types:

Special Revenue Funds - The Special Revenue Funds of the County are used to account for and report the proceeds of specific revenue sources that are restricted or committed to expenditures for specified purposes other than debt service or capital projects.

Debt Service Funds - The Debt Service Funds of the County are used to account for and report financial resources that are restricted, committed, or assigned to expenditures for principal and interest.

Capital Projects Funds - The Capital Projects Funds of the County are used to account for and report financial resources that are restricted, committed, or assigned to expenditures for capital outlays, including the acquisition or construction of capital facilities and other capital assets.

Internal Service Funds - The Internal Service Fund of the County accounts for the self-insurance services provided by the department or agency to other departments or agencies of the governmental unit or to other governmental units, on a cost reimbursement basis.

Fiduciary Funds - The Fiduciary Funds of the County are used to account for assets held by the County as an agent for individuals, private organizations, and other governments. Fiduciary funds administered by the County include Agency Funds, which are custodial in nature and do not measure the results of operations.

FLAGLER COUNTY, FLORIDA
NOTES TO THE FINANCIAL STATEMENTS
SEPTEMBER 30, 2012

(1) **Summary of Significant Accounting Policies:** (continued)

(f) **Capital Assets** - All purchased capital assets are recorded at cost where historical records are available and at estimated cost where no historical records exist. Donated capital assets are valued at their estimated fair market value on the date received. Generally, capital assets costing more than \$1,000 and having a useful life of more than one year are capitalized. The costs of normal maintenance and repairs that do not add to the value of the asset or materially extend asset lives are not capitalized. Capital assets are reported in the applicable governmental or business-type column in the countywide financial statements, and in the Proprietary Fund Level Statements.

Depreciation on all capital assets is calculated using the straight-line method over the following useful lives:

| | |
|----------------------------|-------------|
| Infrastructure | 20-50 years |
| Buildings and improvements | 5-50 years |
| Furniture and equipment | 3-15 years |

The County has artwork in various public facilities. The value of the art is inexhaustible; therefore, it is not depreciated.

(g) **Long-Term Liabilities** - Long-term liabilities expected to be financed from governmental funds are not reported in the governmental funds but rather are reported on the statement of net assets of Flagler County, Florida. Because of their spending measurement focus, expenditure recognition for governmental fund types is limited to exclude amounts represented by noncurrent liabilities. Since they do not affect net current assets, such long-term amounts are not recognized as governmental fund type expenditures or fund liabilities.

(h) **Budgets and Budgetary Accounting** - The following procedures are utilized by the County in establishing and /or amending the budgetary information contained in the required supplementary information:

- (i) On or before June 1 of each year, the Clerk of the Circuit Court, Sheriff, Supervisor of Elections and Tax Collector each submit a proposed operating budget for the ensuing fiscal year to the Board.
- (ii) The proposed operating budget of the Property Appraiser must be presented to the Board on or before June 1 of each year and is simultaneously submitted by the Property Appraiser to the State of Florida, Department of Revenue, from which the final approval of the budget of the Property Appraiser must estimate.
- (iii) On or before July 15 of each year, or within 15 days after the receipt of certified taxable property values from the Property Appraiser, whichever occurs last, the County Administrator presents to the Board a proposed budget for the fiscal year commencing the following October 1. Pursuant to the provisions of Section 129.01, Florida Statutes, the proposed budget as submitted contain balanced statements of estimated revenues (including unexpended fund balances to be carried forward) and proposed appropriations for each fund required to be presented by law or by sound financial practices, including the General, Special Revenues, Debt Service, and Capital Projects funds.

FLAGLER COUNTY, FLORIDA
NOTES TO THE FINANCIAL STATEMENTS
SEPTEMBER 30, 2012

(1) Summary of Significant Accounting Policies: (continued)

(h) Budgets and Budgetary Accounting (continued)

- (iv) Following a preliminary review of the proposed budgets by the Board, whose members make such changes as are considered necessary, the Board causes a notice of proposed property taxes to be mailed to each County property taxpayer. Included in the notice is a statement of the Board's intent to hold a Public hearing to consider adoption of the tentative millage rates and budgets, as well as a comparison of the taxpayer's proposed property tax bill with the actual tax bill of the proceeding year.
- (v) Following successful completion of the above referenced Public hearings, the Board advertises and subsequently conducts a second Public hearing to finally adopt a millage rate and budget for each of the taxing entities under their jurisdiction. These Public hearings are ordinarily held prior to October 1 each year. If, however, for some reason the County is unable to finally adopt a budget prior to October 1, state law permits the adoption by resolution of the budget to the preceding year as an interim measure.
- (vi) Pursuant to the provisions of Section 129.07, Florida Statutes, the County is prohibited from expending or contracting for the expenditure of any amount in excess of the total amount budgeted in any fund. It is, however, legally permissible at the present time for the budgets of individual departments included within a particular fund to be overexpended in total without requiring mandatory action by either the Board or the County Administrator.
- (vii) Subsequent to final adoption of the budget by the Board, changes to the budget, as enacted, are only required (by either statutory law or current management practices) when revenues not anticipated in the original budget document are received which management wishes to have appropriated during the current year, resulting in an increase to the total appropriations of a fund. Such increases can only be incorporated into the budget document following approval by the Board.
- (viii) Adoption and execution of the budgets are governed in accordance with applicable provisions of the Florida Statutes.
- (ix) Formal budgetary integration at the object level is used as a management control device for all governmental funds of the County for which annual budgets are adopted, including the General, Special Revenue, Debt Service, and Capital Projects funds. The level at which expenditures may not legally exceed appropriations is the category level.
- (x) Budgets for the General, Special Revenue, Debt Service and Capital Projects funds are adopted on a basis consistent with accounting principles generally accepted in the United States of America.
- (xi) All appropriations lapse at the end of each fiscal year, although the County expects to honor purchase orders and contracts in-process, subject to authority provided in the subsequent year's budget.

(i) Cash and Cash Equivalents - The County's cash and cash equivalents are considered to be cash on hand, demand deposits, cash with fiscal agents and short-term investments, including restricted assets, with original maturities of three months or less from acquisition date. Investments are stated at fair value. The County allocates investment earnings of the cash and investment pool to each participating fund on a monthly basis in accordance with the funds average balance in the pool for the month.

FLAGLER COUNTY, FLORIDA
NOTES TO THE FINANCIAL STATEMENTS
SEPTEMBER 30, 2012

(1) Summary of Significant Accounting Policies: (continued)

(j) **Restricted Cash** - Restricted cash consists of cash held in escrow for the long term maintenance and care of sanitary landfills as required by Rule 62-701.630 of the Florida Administrative Code.

(k) **Investments** - Investments for the County are reported at fair value, in accordance with GASB Statement No. 31. In addition to reporting investments at fair value, the County is reporting investments in accordance with the requirements of GASB 40.

(l) **Encumbrances** - Encumbrance accounting, under which purchase orders, contracts, and other commitments for the expenditure of monies are recorded in order to reserve that portion of the applicable appropriation, is employed as an extension of formal budgetary integration in all governmental funds. Encumbrances outstanding at year-end are reported within the respective fund balances. Unexpended items which are encumbered at year end are reappropriated in the subsequent year. Encumbrances of governmental funds at September 30, 2012 were approximately \$55,518 in the General Fund and \$738,328 in the nonmajor governmental funds.

(m) **Compensated Absences** - The County's personnel policies allow a limited accumulation and vesting of unused employee vacation and sick leave time. The County follows accounting principles generally accepted in the United States of America in accounting for compensated absences. The portion of compensated absences of employees of governmental funds expected to be liquidated with current resources has been accrued. Liabilities that will not be liquidated with current resources are not reported in the governmental funds but rather are reported in the basic financial statements of Flagler County, Florida. Liabilities that will be liquidated with current resources have been reported in the appropriate governmental fund. Compensated absences of employees of proprietary funds are recorded as liabilities in the appropriate proprietary fund.

(n) **Inventory** - Inventory of the proprietary funds is valued at the lower of cost (first-in, first-out) or market. Inventory of the general fund is valued at cost, which approximates market value, using the weighted average method. The cost of inventory of the general fund is recorded as an expenditure when consumed, rather than when purchased. An offsetting nonspendable fund balance is reported to indicate that the asset is not available for appropriation or expenditure.

(o) **Interfund Activity** - Interfund activity within and among the County's three fund categories (governmental, proprietary, and fiduciary) are classified as reciprocal interfund activity and nonreciprocal interfund activity. Reciprocal interfund resource flows between the funds with an expectation of repayment are reported as interfund receivables and payables. Reciprocal interfund resource flows, without an expectation of repayment within a reasonable time, are reported as transfers between funds. Interfund services provided and used are sales and purchases of goods and services between funds for a price approximating their external value and are reported as revenues and expenditures (or expenses) in the funds. Nonreciprocal interfund activity are flows of assets between funds without an equivalent flow of assets in return or without a requirement for repayment are reported as transfers in governmental funds and nonoperating revenues and expenses in proprietary funds.

(p) **Deferred Revenue** - Deferred revenues are recorded on the governmental fund balance sheet and the proprietary statement of net assets in the amount of \$913,830 and \$53,367, respectively. The amount recorded on the governmental fund balance sheet represents amounts that are deferred because they are not yet considered to be available. Deferred revenue may also arise when resources are received by the government before it has a legal claim to them, as when grant monies are received prior to incurring qualified expenditures. The amount recorded on the proprietary statement of net assets represents amounts that are deferred because they are not considered earned as of September 30, 2012.

FLAGLER COUNTY, FLORIDA
NOTES TO THE FINANCIAL STATEMENTS
SEPTEMBER 30, 2012

(1) Summary of Significant Accounting Policies: (continued)

(q) **Landfill Closure Costs** - The County recognizes municipal solid waste landfill closure and postclosure care costs under the State of Florida's Solid Waste Management Act of 1988, regulations of the Federal Environmental Protection Agency, and GASB Statement No. 18, "*Accounting for Municipal Solid Waste Landfill Closure and Postclosure Care Costs.*" The County is required to place a final cover on closed landfills and to provide long-term care for up to thirty years after final cover. These obligations for closure and postclosure are recognized in the enterprise fund for the County's sanitary landfill operations over the active life of the landfill, based on capacity.

(r) **Fund Balance Reported** – The County implemented GASB Statement No. 54, *Fund Balance Reporting and Governmental Fund Type Definitions* effective October 1, 2010. This GASB Statement clarifies governmental fund balance classifications and fund-type definitions. Fund balances are reported in classifications based on whether the amounts are nonspendable or spendable. Spendable amounts are further classified based on the extent to which there are external and/or internal constraints in how fund balance amounts may be spent. The fund balance classifications specified in GASB Statement No. 54 are as follows:

Nonspendable Fund Balance – Nonspendable fund balances are amounts that cannot be spent because they are either (a) not in spendable form or (b) legally or contractually required to be maintained intact.

Restricted Fund Balance – Restricted fund balances are restricted when constraints placed on the use of resources are either: (a) externally imposed by creditors, grantors, contributors, or laws or regulations of the other governments; or (b) imposed by law through constitutional provisions or enabling legislation.

Committed Fund Balance – Committed fund balances are amounts that can only be used for specific purposes as a result of constraints imposed by formal action of the County's highest decision-making authority, which is an ordinance. Committed amounts cannot be used for any other purpose unless the County removes those constraints by taking the same type of action.

Assigned Fund Balance – Assigned fund balances are amounts that are constrained by the County's intent to be used for specific purposes, but are neither restricted nor committed. Intent is expressed by (a) the board of county commissioners or (b) a body or official to which the board of county commissioners has delegated the authority to assign amounts to be used for specific purposes.

Unassigned Fund Balance – Unassigned fund balance is the residual classification for the General Fund.

The fund balance categories of the governmental funds are shown on the face of the Balance Sheet – Governmental Funds in the Fund Financial Statements. The County uses restricted amounts first when both restricted and unrestricted fund balances are available, then committed, then assigned and finally unassigned.

(s) **Use of Estimates** - The preparation of financial statements, in accordance with GAAP, requires management to make estimates and assumptions that affect the reported amounts of assets and liabilities and disclosure of contingent assets and liabilities at the date of the financial statements, and the reported amount of revenues and expenses during the reporting period. Actual results could differ from those estimates.

FLAGLER COUNTY, FLORIDA
NOTES TO THE FINANCIAL STATEMENTS
SEPTEMBER 30, 2012

(2) Cash Deposits and Investments:

Deposits:

At year end, the carrying amount of the County's deposits was \$19,248,439. The bank balances were \$21,678,637. Any bank balance in excess of FDIC insurance is covered by collateral held by the County's custodian banks which is pledged to a state trust fund that provides security in accordance with the Florida Security for Public Deposits Act, Chapter 280, Florida Statutes.

The Florida Security for Public Deposits Act established guidelines for qualification and participation by banks and savings associations, procedures for the administration of the collateral requirements and characteristics of eligible collateral. Under the Act, the qualified public depository must pledge at least 50 percent of the average daily balance for each month of all public deposits in excess of any applicable deposit insurance. Additional collateral, up to a maximum of 125 percent, may be required, if deemed necessary under the conditions set forth in the Act. Obligations pledged to secure deposits must be delivered to the State Treasurer or, with the approval of the State Treasurer, to a bank, savings association, or trust company provided a power of attorney is delivered to the Treasurer.

As of September 30, 2012, the County had the following cash deposits balances:

| | Maturity Date | Market Value |
|---|--------------------------|-------------------------|
| Cash and cash equivalents | N/A | \$ 12,237,064 |
| Restricted cash and cash equivalents | N/A | 1,723,072 |
| Cash and cash equivalents with trustee | N/A | 4,731,539 |
| Cash and cash equivalents with fiscal agent | N/A | 556,764 |
| Total | | <u>\$ 19,248,439</u> |

Investments:

Flagler County's investment policy is pursuant to Section 218.415, Florida Statutes that updated permitted investments, asset allocation limits, issuer limits, credit ratings requirements, and maturity limits to protect the County's cash and investment assets. The County maintains a common cash and investment pool for the use of all funds.

Section 218.415, Florida Statutes, limits the types of investments that a government can invest in unless specifically authorized in an investment policy.

The County's investment policy allows for the following investments: The Florida State Board of Administration's Local Government Surplus Funds Trust Fund, United States Government Securities, United States Government Agencies, Federal Instrumentalities, Non-Negotiable Interest Bearing Time Certificates of Deposit and Saving Accounts, Repurchase Agreements, Commercial Paper, Bankers' Acceptances, Corporate Notes, State and/or Local Government Taxable and/or Tax-Exempt Debt, Registered investment companies money market mutual funds and Intergovernmental Investment Pools.

FLAGLER COUNTY, FLORIDA
NOTES TO THE FINANCIAL STATEMENTS
SEPTEMBER 30, 2012

(2) Cash Deposits and Investments: (continued)

As of September 30, 2012, the County had the following investment types and weighted average duration presented in terms of years:

| Security Type | Fair Value | Weighted Average Duration (Years) |
|--|----------------------|--|
| Federal Instrumentalities Notes | \$ 5,468,832 | 0.51 |
| Federal Instrumentalities Discount Notes | 7,402,164 | 0.20 |
| U.S. Treasury Notes | 7,502,994 | 0.45 |
| Corporate Notes | 3,042,510 | 0.95 |
| PFM Funds - Prime Money Market Fund Institutional Class | 6,235,139 | 47 days |
| Wells Fargo Advantage Heritage Money Market Fund Institutional Class | 5,126,438 | 29 days |
| TOTAL | \$ 34,778,077 | 0.34 |

*. A Money Market Fund's duration is based on weighted average duration in days. Information source for PFM Funds Prime Series money market fund's weighted average duration was September 30, 2012 Fund Fact Sheet. Bloomberg was the source for the Wells Fargo Advantage Heritage Money Market Fund's weighted average duration.

A. Interest Rate Risk

The County's investment policy sets limits for investment maturities to match known cash needs and anticipated cash flow requirements. Investments of current operating funds shall have maturities of no longer than twenty-four (24) months. Investments of bond reserves, construction funds, and other non-operating funds, "core funds", shall have a term appropriate to the need for funds and in accordance with debt covenants. The purchase of investments for core funds with maturities longer than five (5) years requires the Clerks approval prior to purchase. The maturities of the underlying securities of a repurchase agreement will follow the requirements of the Master Repurchase Agreements. The County utilizes "weighted average duration" as a measurement of interest rate risk and as of September 30, 2012, the investment portfolio had a weighted average duration of 0.34 years.

The County has no Federal Instrumentalities that have embedded options consisting of the option at the discretion of the issuer to call their obligation or pay a stated increase in the interest rate.

B. Credit Risk

The County's investment policy permits the following investments, which are limited to credit quality ratings from nationally recognized rating agencies as described below.

The Florida Local Government Surplus Funds Trust Fund ("SBA") shall be rated "AAA" by the Standard & Poor's or the equivalent by another rating agency.

Commercial paper of any United States company that is rated, at the time of the purchase, "Prime-1" by Moody's and "A-1" by Standard & Poor's (prime commercial paper).

Bankers' acceptances which are issued by a domestic bank which has at the time of purchase, an unsecured, uninsured and unguaranteed obligation rating of at least "Prime-1" by Moody's or "A-1" by Standard & Poor's.

FLAGLER COUNTY, FLORIDA
NOTES TO THE FINANCIAL STATEMENTS
SEPTEMBER 30, 2012

(2) Cash Deposits and Investments: (continued)

Corporate notes issued by corporations organized and operating within the United States or by depository institutions licensed by the United States that have a long term debt rating, at the time of purchase, at a minimum "Aa" by Moody's and a minimum long term debt rating of "AA" by Standard & Poor's.

State and/or local government taxable and/or tax-exempt debt, general obligation and/or revenue bonds, rated at least "Aa" by Moody's or "AA" by Standard & Poor's for long-term debt, or rated at least "MIG-2" by Moody's or "SP-2" by Standard & Poor's for short-term debt.

Mutual Fund shares in open-end and no-load funds are registered under the Federal Investment Company Act of 1940 and operated in accordance with 17 C.F.R. § 270.2a-7. Money market mutual funds are rated "AAAm" by Standard and Poor's or equivalent by another recognized rating agency.

Intergovernmental investment pool shall be rated "AAAm" by Standard & Poor's or the equivalent by another rating agency.

As of September 30, 2012, the County had the following credit exposure as a percentage of total investments:

| Security Type | Credit Rating | Portfolio Asset Allocation |
|--|---------------|----------------------------|
| Federal Instrumentalities Notes | AA+ | 15.72% |
| Federal Instrumentalities Discount Notes | A-1+ | 21.28% |
| U.S. Treasury Notes | AA+ | 21.57% |
| Corporate Notes | AA+ | 8.75% |
| PFM Funds - Prime Money Market Fund Institutional Class | AAAm | 17.93% |
| Wells Fargo Advantage Heritage Money Market Fund Institutional Class | AAAm | 14.74% |
| TOTAL | | <u>100.00%</u> |

C. Custodial Credit Risk

The County's investment policy, pursuant to Section 218.415(18), Florida Statutes, requires securities, with the exception of certificates of deposits, shall be held with a third party custodian; and all securities purchased by, and all collateral obtained by the County should be properly designated as an asset of the County. The securities must be held in an account separate and apart from the assets of the financial institution. A third party custodian is defined as any bank depository chartered by the Federal Government, the State of Florida, or any other state or territory of the United States which has a branch or principal place of business in the State of Florida, or by a national association organized and existing under the laws of the United States which is authorized to accept and execute trusts and which is doing business in the State of Florida.

As of September 30, 2012, the County's investment portfolio and 2005 Capital Improvement Bond Portfolio were held with a third-party custodian as required by the County's investment policy.

FLAGLER COUNTY, FLORIDA
NOTES TO THE FINANCIAL STATEMENTS
SEPTEMBER 30, 2012

(2) Cash Deposits and Investments: (continued)

D. Concentration of Credit Risk

The County's investment policy has established asset allocation and issuer limits on the following investments, which are designed to reduce concentration of credit risk of the County's investment portfolio.

A maximum of 25% of available funds may be invested in the SBA, 100% of available fund may be invested in United States Government Securities, 50% of available funds may be invested in United States Government agencies with a 25% limit on individual issuers, 75% of available funds may be invested in Federal Instrumentalities with a 25% limit on individual issuers, 50% of available funds may be invested in non-negotiable interest bearing time certificates of deposit or savings accounts with a 25% limit on individual issuers, 50% of available funds may be invested in Repurchase Agreements with a 25% limit on individual issuers, 25% of available funds may be invested in Commercial Paper with a 10% limit on individual issuers, 30% of available funds may be invested in Bankers' Acceptances with a 15% limit on individual issuers, 15% of available funds may be invested in Corporate Notes with a 5% limit on individual issuers, 20% of available funds may be invested in State and/or Local Government Taxable and/or Tax-Exempt Debt with a 10% limit on individual issuers, 50% of available funds may be invested in Money Market Mutual Funds with a 25% limit on individual issuers, a maximum of 25% may be invested in intergovernmental investment pools.

As of September 30, 2012, the County had the following issuer concentration based on fair value:

| Security Type | Fair Value | Portfolio Asset Allocation |
|--|----------------------|----------------------------------|
| Federal Instrumentalities Notes | \$ 5,468,832 | 15.72% |
| Federal Instrumentalities Discount Notes | 7,402,164 | 21.28% |
| U.S. Treasury Notes | 7,502,994 | 21.57% |
| Corporate Notes | 3,042,510 | 8.75% |
| PFM Funds - Prime Money Market Fund Institutional Class | 6,235,139 | 17.93% |
| Wells Fargo Advantage Heritage Money Market Fund Institutional Class | 5,126,438 | 14.74% |
| TOTAL | \$ 34,778,077 | 100.00% |

(3) Property Taxes:

Under Florida law, the assessment of all properties and the collection of all county, municipal and school board property taxes are consolidated in the offices of the County Property Appraiser and County Tax Collector. The laws of the State regulating tax assessment are also designed to assure a consistent property valuation method statewide. State Statutes permit counties to levy property taxes at a rate of up to 10 mills.

The tax levy of the County is established by the Board prior to October 1 of each year and the Tax Collector incorporates the millages into the total tax levy, which includes the municipalities, independent districts and the County School Board tax requirements.

All property is assessed according to its fair market value on January 1 of each year. Each assessment roll is submitted to the Executive Director of the State Department of Revenue for review to determine if the rolls meet all of the appropriate requirements of State Statute.

**FLAGLER COUNTY, FLORIDA
NOTES TO THE FINANCIAL STATEMENTS
SEPTEMBER 30, 2012**

(3) Property Taxes: (continued)

All taxes are due and payable on November 1 of each year or as soon thereafter as the assessment roll is certified and delivered to the Tax Collector. All unpaid taxes become delinquent on April 1 following the year in which they are assessed. Discounts are allowed for every payment at the rate of 4% in the month of November, 3% in the month of December, 2% in the month of January, and 1% in the month of February. Taxes paid in March are without discount.

On or prior to June 1 following the tax year, certificates are sold for all delinquent taxes on real property. Delinquent taxes on real property bear interest at 18% per year or as bid in a public sale of tax certificates.

Application for a tax deed on any unredeemed tax certificates may be made by the certificate holder after a period of two years. Unsold certificates are held by the County.

Delinquent taxes on personal property bear interest at 18% per year until the tax is satisfied either by seizure and sale of the property or by the five year statute of limitations.

Key dates in the property tax cycle are as follows:

| | |
|---|-------------|
| Assessment roll certified | October 15 |
| Beginning of fiscal year for which taxes have been levied | October 1 |
| Property taxes levied | October 1 |
| Tax bills issued | November 1 |
| Property taxes due by: | |
| For maximum discount | November 30 |
| Delinquent after | March 31 |
| Tax certificates (liens) sold on unpaid property taxes | May 31 |

(4) Allowance for Doubtful Accounts:

Account receivables are reported net of an allowance for uncollectible accounts of \$1,840,943 in the General Fund and, \$43,397, \$25,905 and \$126,257 in the Enterprise Funds (Airport, Utilities and Waste Management, respectively).

REMAINDER OF THIS PAGE LEFT BLANK INTENTIONALLY

FLAGLER COUNTY, FLORIDA
NOTES TO THE FINANCIAL STATEMENTS
SEPTEMBER 30, 2012

(5) Capital Assets - Governmental Activities:

A summary of changes in capital assets follows:

| | Balance October 1, 2011 | Additions | Deletions | Balance September 30, 2012 |
|---|-------------------------------|-----------------------|-------------------|----------------------------------|
| Governmental activities: | | | | |
| Capital assets, not being depreciated: | | | | |
| Land | \$ 91,834,732 | \$ 18,513 | \$ - | \$ 91,853,245 |
| Fine art collection | 123,700 | - | - | 123,700 |
| Construction in process | 1,842,226 | 1,620,694 | 295,765 | 3,167,155 |
| Total capital assets, not being depreciated | 93,800,658 | 1,639,207 | 295,765 | 95,144,100 |
| Capital assets, being depreciated: | | | | |
| Buildings | 76,437,282 | 219,866 | 27,335 | 76,629,813 |
| Improvements other than buildings | 17,058,645 | 343,034 | 3,629 | 17,398,050 |
| Equipment | 34,339,463 | 2,268,890 | 1,145,509 | 35,462,844 |
| Vehicles | 15,442,481 | 994,685 | 788,251 | 15,648,915 |
| Infrastructure | 145,074,256 | 794,729 | - | 145,868,985 |
| Total capital assets being depreciated | 288,352,127 | 4,621,204 | 1,964,724 | 291,008,607 |
| Less accumulated depreciation for: | | | | |
| Buildings | 9,529,633 | 1,519,858 | 6,620 | 11,042,871 |
| Improvements other than buildings | 9,272,585 | 1,063,321 | 3,629 | 10,332,277 |
| Equipment | 22,159,202 | 2,879,941 | 1,133,055 | 23,906,088 |
| Vehicles | 9,747,640 | 1,394,194 | 756,731 | 10,385,103 |
| Infrastructure | 34,789,228 | 3,003,145 | - | 37,792,373 |
| Total accumulated depreciation | 85,498,288 | 9,860,459 | 1,900,035 | 93,458,712 |
| Total capital assets being depreciated, net | 202,853,839 | (5,239,255) | 64,689 | 197,549,895 |
| | <u>\$ 296,654,497</u> | <u>\$ (3,600,048)</u> | <u>\$ 360,454</u> | <u>\$ 292,693,995</u> |

Depreciation expense was charged to functions/programs of the primary government as follows:

| | |
|--|---------------------|
| Governmental activities: | |
| General government | \$ 2,357,619 |
| Public safety | 2,877,407 |
| Physical environment | 48,796 |
| Transportation | 3,470,361 |
| Economic environment | 12,355 |
| Human services | 75,958 |
| Culture/recreation | 781,146 |
| Total depreciation expense - governmental activities | <u>\$ 9,623,642</u> |

Depreciation expense differs from accumulated depreciation additions due to governmental activities transfers in the amount of \$236,817.

FLAGLER COUNTY, FLORIDA
NOTES TO THE FINANCIAL STATEMENTS
SEPTEMBER 30, 2012

(6) Capital Assets -Enterprise Funds:

| | Balance October 1, 2011 | Additions | Deductions | Balance September 30, 2012 |
|--|-------------------------------|---------------------|------------------|----------------------------------|
| Business-type activities: | | | | |
| Capital assets, not being depreciated: | | | | |
| Land | \$ 395,300 | \$ 500 | \$ - | \$ 395,800 |
| Construction in process | 1,539,960 | 3,094,218 | 99,266 | 4,534,912 |
| Total capital assets, not being depreciated | 1,935,260 | 3,094,718 | 99,266 | 4,930,712 |
| Capital assets, being depreciated: | | | | |
| Buildings | 10,466,859 | - | - | 10,466,859 |
| Improvements other than buildings | 8,587,754 | - | | 8,587,754 |
| Equipment | 1,351,512 | 17,927 | 240,969 | 1,128,470 |
| Infrastructure | 243,019 | - | - | 243,019 |
| Total capital assets being depreciated | 20,649,144 | 17,927 | 240,969 | 20,426,102 |
| Less accumulated depreciation for: | | | | |
| Buildings | 1,673,091 | 218,627 | - | 1,891,718 |
| Improvements other than buildings | 5,009,177 | 504,075 | - | 5,513,252 |
| Equipment | 1,202,340 | 99,670 | 240,969 | 1,061,041 |
| Infrastructure | 41,456 | 5,324 | - | 46,780 |
| Total accumulated depreciation | 7,926,064 | 827,696 | 240,969 | 8,512,791 |
| Total capital assets being depreciated, net | 12,723,080 | (809,769) | - | 11,913,311 |
| Business-type activities capital assets, net | <u>\$ 14,658,340</u> | <u>\$ 2,284,949</u> | <u>\$ 99,266</u> | <u>\$ 16,844,023</u> |
| Depreciation expense was charged as follows: | | | | |
| Business-type activities: | | | | |
| Airport | \$ 778,865 | | | |
| Sanitary landfill | 17,224 | | | |
| Utilities | 31,607 | | | |
| Total depreciation expense - business-type activities | <u>\$ 827,696</u> | | | |

**FLAGLER COUNTY, FLORIDA
NOTES TO THE FINANCIAL STATEMENTS
SEPTEMBER 30, 2012**

(7) Long-Term Debt:

The balance of bonds and notes payable at September 30, 2012, are as follows:

Bonds and Notes Payable from Governmental Activities

Limited General Obligation Bonds, Series 2005 with an original face value of \$6,665,000, were issued in February, 2005 to finance the costs of the acquisition of certain environmentally sensitive lands in the County. Interest is paid at 3.000 – 3.625%. The bonds are limited obligations of the County. The payment of principal and interest on the bond is payable from and secured by a pledge of ad valorem taxes at a rate not to exceed 0.163 mill per year on all taxable property within the County. Principal payments are due on July 1. Interest payments are due on January 1 and July 1 of each year. Maturity is July 1, 2017. \$ 3,025,000

General Obligation Bonds, Series 2005 with an original face value of \$32,990,000 were issued September, 2005 to finance the costs of the acquisition and construction of a new judicial center in the County. Interest is paid at 3.000 – 4.375%. The bonds are general obligations of the County. The payment of principal and interest on the bond is payable from and secured by a pledge of ad valorem taxes on all taxable property within the County. Principal payments are due on July 1. Interest payments are due on January 1 and July 1 of each year. Maturity is July 1, 2035. 28,520,000

Capital Improvement Revenue Bonds, Series 2005 with an original face value of \$34,105,000, were issued in September 2005 to finance the costs of the acquisition and construction of certain capital improvements in the County and funding a deposit to the Reserve Account for the Series 2005 Capital Improvement Revenue Bonds. Interest is paid at 3.250 – 5.000%. The bonds are special obligations of the County. The payment of principal and interest on the bond is payable solely from and secured by a lien upon and pledge of all monies allocated for and distributed to the County from the Local Government Half-Cent Sales Tax, Discretionary Sales Surtax, Communication Services Tax and Revenue Sharing. Principal payments are due on Oct 1. Interest payments are due on April 1 and October 1 each year. Maturity is October 1, 2035. 26,570,000

Limited General Obligation Bonds, Series 2009 with an original face value of \$10,000,000, were issued in August, 2009 to finance the costs of the acquisition of certain environmentally sensitive lands in the County. Interest is paid at 5.110%. The bonds are limited obligations of the County. The payment of principal and interest on the bond is payable from and secured by a pledge of ad valorem taxes at a rate not to exceed 0.250 mill per year on all taxable property within the County. Principal payments are due on July 1. Interest payments are due on January 1 and July 1 of each year. Maturity is July 1, 2029. 9,090,000

Limited General Obligation Bonds, Series 2010 with an original face value of \$4,500,000, were issued in October 2010 to finance the costs of the acquisition of certain environmentally sensitive lands in the County. Interest is paid at 4.480%. The bonds are limited obligations of the County. The payment of principal and interest on the bond is payable from and secured by a pledge of ad valorem taxes at a rate not to exceed 0.250 mill per year on all taxable property within the County. Principal payments are due on July 1. Interest payments are due on January 1 and July 1 of each year. Maturity is July 1, 2029. 4,470,000

FLAGLER COUNTY, FLORIDA
NOTES TO THE FINANCIAL STATEMENTS
SEPTEMBER 30, 2012

(7) Long-Term Debt: (continued)

| | | |
|--|--|-----------------------------|
| Special Assessment Revenue Note, Series 2002 with an original face value of \$3,730,000 were issued December 2002 to refund the Special Assessment Revenue Bonds, Series 1991 which financed the construction of extensions and improvements to "Colbert Lane" along with two park access roads. Interest is payable at a fixed rate of 3.83% per annum. The principal and interest are payable solely from and secured by a prior lien upon and pledge of the proceeds of a special assessment levied against all property determined to be specifically benefited by the project. Maturity is July 1, 2014. | | 620,000 |
| Note Payable - was issued on September 28, 2005 in the amount of \$11,346,000. Payments of principal and interest at 4.73% are due on October 1 and April 1 each year. Maturity is October 1, 2020. | | 6,535,000 |
| Note Payable - non-interest bearing note was issued August 27, 2012 as a repayment of medicaid retrospective billing in the amount of \$567,811. Payments are due monthly. Maturity date is October 1, 2017. | | 567,811 |
| Bonds and notes payable from governmental activities | | <u>79,397,811</u> |
| Note Payable from Business-Type Activities | | |
| Note Payable - was issued on November 30, 2004 in the amount of \$3,500,000. Payments of principal and interest at 4.43% are due on January 1, April 1, July 1 and October 1 each year. Maturity is October 1, 2023. | | 995,941 |
| Note Payable - non-interest bearing note was issued on June 28, 2008 as a repayment on a CDBG grant in the amount of \$413,905. Payments of principal only, are due quarterly on each January 1, April 1, July 1 and October 1. Maturity is January 1, 2015 | | 133,697 |
| Note Payable - was issued on January 27, 2011 in the amount of \$2,800,000. Interest is paid at a rate of 3.270%. Principal payments are due February 1. Interest payments are due on August 1 and February 1 of each year. Maturity is February 1, 2016. | | 2,700,000 |
| Capital Lease Obligation | | |
| Various installment lease purchases of vehicles with lease maturity dates through 2014. The aggregate historical cost of the vehicles is \$365,135. | | 330,187 |
| Accrued Compensated Absences | | |
| Governmental Activities | | 2,583,754 |
| Business-Type Activities | | 52,921 |
| OPEB Liability | | |
| Governmental Activities | | 1,186,812 |
| Business-Type Activities | | 18,062 |
| Arbitrage Liability | | 7,445 |
| Landfill closure and postclosure care | | 264,185 |
| Add Unamortized Premium | | <u>782,206</u> |
| Total Long-Term Obligations | | <u><u>\$ 88,453,021</u></u> |

FLAGLER COUNTY, FLORIDA
NOTES TO THE FINANCIAL STATEMENTS
SEPTEMBER 30, 2012

(7) Long-Term Debt: (continued)

As of September 30, 2012, all reserve requirements had been met through maintenance of reserve accounts.

Debt service requirements to maturity on the County's long-term obligations at September 30, 2012, are as follows:

Governmental Activities:

| | <u>General long-term bonds</u> | | <u>Notes payable</u> | | |
|---|--------------------------------|-----------------|----------------------|-----------------|---|
| Fiscal Year Ending September 30, | Principal | Interest | Principal | Interest | Total Long-Term Obligations and Interest |
| 2013 | \$ 3,100,000 | \$ 3,187,502 | \$ 1,143,271 | \$ 325,528 | \$ 7,756,301 |
| 2014 | 2,425,000 | 3,069,164 | 1,079,635 | 282,856 | 6,856,655 |
| 2015 | 2,535,000 | 2,962,506 | 800,635 | 238,684 | 6,536,825 |
| 2016 | 2,645,000 | 2,851,881 | 833,635 | 204,894 | 6,535,410 |
| 2017 | 2,750,000 | 2,740,724 | 868,635 | 169,518 | 6,528,877 |
| 2018-2022 | 13,305,000 | 12,044,618 | 2,997,000 | 290,150 | 28,636,768 |
| 2023-2027 | 16,465,000 | 8,866,561 | - | - | 25,331,561 |
| 2028-2032 | 16,540,000 | 4,858,643 | - | - | 21,398,643 |
| 2033-2037 | 11,910,000 | 1,149,156 | - | - | 13,059,156 |
| Total principal and interest | 71,675,000 | 41,730,755 | 7,722,811 | 1,511,630 | 122,640,196 |
| Less interest to be paid | - | (41,730,755) | - | (1,511,630) | (43,242,385) |
| Total principal | 71,675,000 | - | 7,722,811 | - | 79,397,811 |
| Deferred amounts | 782,206 | - | - | - | 782,206 |
| Totals | <u>\$ 72,457,206</u> | <u>\$ -</u> | <u>\$ 7,722,811</u> | <u>\$ -</u> | <u>80,180,017</u> |

FLAGLER COUNTY, FLORIDA
NOTES TO THE FINANCIAL STATEMENTS
SEPTEMBER 30, 2012

(7) Long-Term Debt: (continued)

Business-type Activities:

| Fiscal Year Ending September 30, | Notes payable | | Total Long-Term Obligations and Interest |
|---|----------------------|-----------------|---|
| | Principal | Interest | |
| 2013 | \$ 226,244 | \$ 130,066 | \$ 356,310 |
| 2014 | 234,340 | 123,576 | 357,916 |
| 2015 | 210,835 | 116,743 | 327,578 |
| 2016 | 2,452,389 | 72,825 | 2,525,214 |
| 2017 | 81,016 | 30,533 | 111,549 |
| 2018-2022 | 464,041 | 92,725 | 556,766 |
| 2023-2027 | 160,773 | 6,316 | 167,089 |
| Total principal and interest | 3,829,638 | 572,784 | 4,402,422 |
| Less interest to be paid | - | (572,784) | (572,784) |
| Totals | <u>\$ 3,829,638</u> | <u>\$ -</u> | <u>\$ 3,829,638</u> |

Governmental Activities Long-term obligations not included above:

| | |
|--------------------------------------|-----------|
| Accrued compensated absences payable | 2,583,754 |
| OPEB liability | 1,186,812 |
| Arbitrage liability | 7,445 |
| Capitalized lease obligations | 330,187 |

Business-type Activities Long-term obligations not included above:

| | |
|--|---------|
| Accrued compensated absences payable | 52,921 |
| OPEB liability | 18,062 |
| Landfill closure and post closure care | 264,185 |

| | |
|-----------------------------|----------------------|
| Total long-term obligations | <u>\$ 88,453,021</u> |
|-----------------------------|----------------------|

FLAGLER COUNTY, FLORIDA
NOTES TO THE FINANCIAL STATEMENTS
SEPTEMBER 30, 2012

(7) Long-Term Debt: (continued)

Changes in long-term liabilities for the fiscal year ended September 30, 2012, are summarized as follows:

| | Balance October 1, 2011 | Additions | Reductions | Balance September 30, 2012 | Due within one year |
|---|--|---------------------|---------------------|---|--------------------------------|
| Governmental activities: | | | | | |
| General long-term obligations: | | | | | |
| Bonds payable | 74,650,000 | - | 2,975,000 | 71,675,000 | 3,100,000 |
| Notes payable | 9,080,000 | 567,811 | 1,925,000 | 7,722,811 | 1,143,271 |
| Deferred amounts: | | | | | |
| Issuance premiums | 818,191 | - | 35,985 | 782,206 | - |
| Total bonds and notes payable | 84,548,191 | 567,811 | 4,935,985 | 80,180,017 | 4,243,271 |
| Accrued compensated absences | 2,524,270 | 2,790,247 | 2,730,763 | 2,583,754 | 2,583,754 |
| OPEB liability | 855,621 | 331,191 | - | 1,186,812 | - |
| Arbitrage liability | 7,445 | - | - | 7,445 | - |
| Capitalized lease obligations | 414,001 | 500,000 | 583,814 | 330,187 | 163,540 |
| Total governmental activity long-term obligations | 88,349,528 | 4,189,249 | 8,250,562 | 84,288,215 | 6,990,565 |
| Business-type activities: | | | | | |
| Notes payable | 4,047,800 | - | 218,162 | 3,829,638 | 226,244 |
| Accrued compensated absences | 43,493 | 43,797 | 34,369 | 52,921 | 52,921 |
| OPEB liability | 13,161 | 4,901 | - | 18,062 | - |
| Landfill closure and postclosure care | 424,904 | - | 160,719 | 264,185 | - |
| Total business-type activity long-term obligations | 4,529,358 | 48,698 | 413,250 | 4,164,806 | 279,165 |
| TOTAL LONG-TERM LIABILITIES | \$ 92,878,886 | \$ 4,237,947 | \$ 8,663,812 | \$ 88,453,021 | \$ 7,269,730 |

Compensated absences are liquidated by the respective funds that are obligated for the related payroll cost.

Future minimum lease payments under the capital leases as of September 30, 2012 and for the remaining terms are as follows:

| Fiscal Year Ending September 30 | Amount |
|--|-------------------|
| 2013 | \$ 169,813 |
| 2014 | 169,813 |
| Total principal and interest | 339,626 |
| Less amounts representing interest | (9,439) |
| Total principal | <u>\$ 330,187</u> |

FLAGLER COUNTY, FLORIDA
NOTES TO THE FINANCIAL STATEMENTS
SEPTEMBER 30, 2012

(7) Long-Term Debt: (continued)

On December 1, 2000, the County early retired four bond issues including accrued interest. These bonds were retired pursuant to an interlocal agreement, as amended (the Agreement), between Flagler County and several municipal corporations within Flagler County. Payment for the retirement of these bonds was made from the Landfill Debt Service Fund and the Landfill Capital Projects Fund in accordance with the Agreement.

The Agreement also required the establishment of reserves in the following amounts:

| | Amount originally reserved | Amount used as of September 30, 2012 | Remaining balance, September 30, 2012 |
|---|---|---|--|
| Monitoring of existing and future landfills | \$ 1,600,000 | \$ (1,600,000) | \$ - |
| Future landfill capital purchases | 1,380,000 | (349,972) | 1,030,028 |
| Payments to the municipal corporations | 1,250,000 | (1,250,000) | - |
| Future purchase of fire suppression equipment and/or the construction of fire stations | 2,314,654 | (2,089,654) | 225,000 |
| Totals | <u>\$ 6,544,654</u> | <u>\$ (5,289,626)</u> | <u>\$ 1,255,028</u> |

The County met the reserve requirement of monitoring of existing and future landfills. The balance on the escrow account was \$1,723,072 at September 30, 2012.

The remaining balance at September 30, 2012 is included in equity on the accompanying statement of net assets and balance sheet as follows:

| | |
|---|---------------------|
| General fund: | |
| Fund balance restricted for future capital outlay | \$ 225,000 |
| Enterprise funds: | |
| Net assets restricted for future capital purchases | <u>1,030,028</u> |
| Totals | <u>\$ 1,255,028</u> |

FLAGLER COUNTY, FLORIDA
NOTES TO THE FINANCIAL STATEMENTS
SEPTEMBER 30, 2012

(7) Long-Term Debt: (continued)

Interest Rate Swaps - As a means of lowering its borrowing costs, when compared with fixed rate notes at the time of issuance in December 2004 and September 2005, the County entered into interest rate swap agreements with Bank of America. The intention of the swaps is to effectively change the County's variable interest rate note to a synthetic fixed rate. Under the swap agreement, the County pays the counterparty interest calculated at a fixed rate. In return, the counterparty owes the County interest based on a variable rate per annum equal to a percentage of LIBOR plus a variable spread rate. Only the net difference in the payments is actually exchanged with the counterparty. The note principal is not exchanged; it is only the basis on which interest payments are calculated.

Bank of America - Airport Capital Improvements

Terms - Effective December 6, 2004, the County entered into a nineteen year floating receiver swap with Bank of America with a fixed rate of 4.43%. The notional amount of the swap as of September 30, 2012 was \$995,941. The county receives payments quarterly and makes payments quarterly. The swap is related to the \$3,500,000 construction of capital assets.

Fair Value - As of September 30, 2012, the underlying swaps had a negative fair value of \$154,412. This fair value was obtained from the counter-parties' market-to-market reports provided to the County. The fair value is reported in deferred outflow in the accompanying Statement of Net Assets as required by GASB 53.

Bank of America -

Terms - Effective September 27, 2005, the County entered into a fifteen year structured trade swap with Bank of America with a fixed rate of 4.73%. The notional amount of the swap as of September 30, 2012 was \$6,535,000. The county receives payments quarterly and makes payments semiannually. The swap is related to the \$11,346,000 purchase of emergency equipment.

Fair Value - As of September 30, 2012, the underlying swaps had a negative fair value of \$790,599. This fair value was obtained from the counter-parties' market-to-market reports provided to the County. The fair value is reported in deferred outflow in the accompanying Statement of Net Assets as required by GASB 53.

Changes in the fair value of the derivative instruments for the fiscal year ended September 30, 2012 were as follows:

| | | | Fair Value at September 30, 2012 | | Notional |
|----------------------------------|------------------|----------------|-------------------------------------|-----------|--------------|
| Changes in Fair Value | | | | | |
| Classification | Amount | Classification | Amount | | |
| Governmental activities | | | | | |
| Cash flow hedges: | | | | | |
| Pay-fixed interest rate swaps | Deferred outflow | (9,610) | Debt | (790,599) | \$ 6,535,000 |
| Business-type activities | | | | | |
| Cash flow hedges: | | | | | |
| Pay-fixed interest rate swaps | Deferred outflow | 127 | Debt | (154,412) | \$ 995,941 |

FLAGLER COUNTY, FLORIDA
NOTES TO THE FINANCIAL STATEMENTS
SEPTEMBER 30, 2012

(7) Long-Term Debt: (continued)

Obligation for Bond Arbitrage Rebate – Pursuant to the U.S. Internal Revenue Code, the County must rebate to the United States Government the excess of interest earned from the investment of certain bond proceeds and pledged revenues over the yield rate of the applicable debt. Arbitrage rebate, if any, is due and payable on each five year anniversary of the respective debt issue. As of September 30, 2012, the outstanding arbitrage rebate liability was \$7,445.

(8) Landfill Closure and Postclosure Costs:

State and federal laws and regulations require the County to place a final cover on the Construction and Demolition Debris Landfill (C&D) Landfill when closed and to perform certain maintenance and monitoring functions at the landfill site for five years after closure. The C&D Landfill facility was closed April 2006. All accrued costs for postclosure care have been amortized.

In addition, an accrual has been made to recognize the estimated postclosure maintenance and monitoring requirements for the previously closed Old Kings Road Landfill and Old Bunnell Landfill. These remaining accrued costs at September 30, 2012 are \$264,185.

All amounts recognized are based on an estimate by the County's consulting engineers of the costs to perform all closure and postclosure care as of September 30, 2012. Actual costs may be different due to inflation, changes in technology, or changes in laws and regulations. The County is required by state and federal laws and regulations to establish escrow accounts for closure and postclosure costs of the three landfills. The County has complied with these requirements by depositing \$1,723,072 into landfill management escrow accounts. These monies are reported as a restricted asset in the accompanying financial statements on the Sanitary Landfill Enterprise Fund statement of net assets. The difference between the cash held in escrow and the landfill closure and postclosure care liability is recorded as net assets restricted for landfill postclosure care.

(9) Operating Lease Commitments:

The County has various operating leases for facilities, vehicles and equipment with maturities ranging from monthly to March 2018. Monthly lease expense ranges from \$53 to \$4,686. During the year ended September 30, 2012, the lease payments totaled \$463,791. The future minimum lease payments for the remaining terms are as follows:

| Year Ending September 30, | Amount |
|--------------------------------------|----------------------|
| 2013 | \$ 315,254.00 |
| 2014 | 206,171.00 |
| 2015 | 170,132.00 |
| 2016 | 41,656.00 |
| 2017 | 42,422.00 |
| 2018 | 20,867.00 |
| | <u>\$ 796,502.00</u> |

FLAGLER COUNTY, FLORIDA
NOTES TO THE FINANCIAL STATEMENTS
SEPTEMBER 30, 2012

(10) Pension Plans:

Defined Benefit Pension Plan - The County participates in the Florida Retirement System Pension Plan (Pension Plan), a cost-sharing multiple-employer public employee retirement system administered by the State of Florida Department of Administration, Division of Retirement to provide retirement and survivor benefits to participating public employees. Chapter 121, Florida Statutes, establishes the authority for participant eligibility, contribution requirements, vesting eligibility and benefit provisions. The Pension Plan issues a publicly available financial report that includes financial statements, ten-year historical trend information, and other required supplementary information.

That report may be obtained by writing to the:

State of Florida Division of Retirement
Department of Management Services
PO Box 9000
Tallahassee, Florida 32315-9000

Regular members hired before July, 1 2011 are eligible for normal retirement after six years of service and attaining age sixty-two, or thirty years of service regardless of age. Regular members hired after July 1, 2011 are eligible for normal retirement after eight years of service and attaining age sixty-five, or thirty three years of service regardless of age. Early retirement may be taken any time after completion of vestment period; however, there is a five percent benefit reduction for each year prior to normal retirement. Special risk members hired before July, 1 2011 are eligible for normal retirement after six years of service and attaining the age fifty-five, or twenty-five years of service regardless of age. Special risk members hired after July 1, 2011 are eligible for normal retirement after eight years of service and attaining age sixty, thirty years of special risk class service regardless of age, or attaining age fifty-seven with thirty years of combined special risk class service and military service. Generally, membership is compulsory for all full-time and part-time employees, except for elected county officials and senior management who may elect not to participate in the System. Retirement contribution rates are based on an actuarial report prepared for the State. The employee contribution rate was 3%. DROP participants are exempt from the 3% contribution.

The employer contribution rates are as follows:

| | October 1, 2011 - June 30, 2012 | July 1, 2012 - September 30, 2012 |
|--------------------------------------|--|--|
| Regular employees | 4.91% | 5.18% |
| Special risk employees | 14.10% | 14.90% |
| Elected county officials | 11.14% | 10.23% |
| Senior management | 6.27% | 6.30% |
| Deferred retirement option employees | 4.42% | 5.44% |

For the years ended September 30, 2012, 2011, and 2010, total contributions were \$2,590,995, \$4,205,771, and \$4,670,342, respectively. The County made actual contributions equal to the actuarially determined required contributions each year.

FLAGLER COUNTY, FLORIDA
NOTES TO THE FINANCIAL STATEMENTS
SEPTEMBER 30, 2012

(10) Pension Plans: (continued)

Defined Contribution Pension Plans -

- (a) As of July 1, 2002, the Florida Retirement System offers members the option of participating in the Florida Retirement System Investment Plan (Investment Plan), a defined contribution plan qualified under Section 401(a) of the Internal Revenue Code. The Investment Plan is administered by the State of Florida Department of Administration, Division of Retirement to provide retirement and survivor benefits to participating public employees, Chapter 121, Florida Statutes, establishes the authority for participant eligibility, contribution requirements, vesting eligibility and benefit provisions.

The Investment Plan provides vesting of benefits after one year of creditable service. Employees may make an election to participate in the Investment Plan instead of the Pension Plan. New employees may make the election within five months of their month of hire. Participants in the Investment Plan also have a one-time opportunity to switch back to the Pension Plan at any time by "buying back" into the Pension Plan. The employee contribution rate was 3%. The rates for the Investment Plan are the same as the Pension Plan.

For the years ended September 30, 2012, 2011, and 2010, total contributions were \$268,559, \$442,704, and \$441,797 respectively. The County made actual contributions equal to the actuarially determined required contributions each year.

Deferred Compensation Plan –

The County offers their employees deferred compensation plans created in accordance with Internal Revenue Code (IRC) Section 457. The County complied with the requirements of subsection (g) of IRC Section 457 and, accordingly, all assets and income of the plan are held in trust for the exclusive benefit of the participants and their beneficiaries. Deferred compensation amounts withheld from participating employees' pay are not taxable as current income until withdrawn from the plan. Annual contributions by a participant may not exceed the lesser of \$17,000 or 50% of gross annual compensation. There is an "age 50 catch up" provision that allows an additional \$5,500 contribution from the year the employee reaches 50 until the employee terminates employment.

(11) Risk Management:

The County is exposed to various risks of loss related to torts; theft of, damage to and destruction of assets; errors and omissions; and natural disasters for which the County carries commercial insurance. There were no significant reductions in insurance coverage from prior years. For the past three years, there have been no insurance settlements significantly in excess of insurance coverage.

Employee life and health insurance is provided under an externally administered self-insured plan. Employees pay for cost of family health insurance coverage. The County pays all administrative fees and purchases insurance to absorb losses in excess of \$150,000. Claims liabilities are reported at current dollar value and are comprised of unpaid claims on hand and a reserve for claims incurred but not reported. This estimate of approximately \$1,544,995 at September 30, 2012 is based on historical experience, current trends and an actuarial study performed by an actuarial firm.

The self-insurance plan is accounted for in the Group Medical Benefit Internal Service Fund. The self-insurance plan includes the Constitutional Officers who contributed a total of \$3,825,360 to the plan for the year ended September 30, 2012.

FLAGLER COUNTY, FLORIDA
NOTES TO THE FINANCIAL STATEMENTS
SEPTEMBER 30, 2012

(11) Risk Management: (Continued)

Changes in the Fund's claims liability were as follows:

| | <u>Liability at October 1</u> | <u>Claims incurred</u> | <u>Claims paid</u> | <u>Liability at September 30</u> |
|-------------|-----------------------------------|----------------------------|--------------------|--------------------------------------|
| 2011 - 2012 | 1,626,053 | 5,706,717 | 5,787,775 | 1,544,995 |
| 2010 - 2011 | 1,550,493 | 5,246,943 | 5,271,383 | 1,626,053 |

(12) Interfund Balances and Transfers:

These balances represent loans between the borrower and the lender funds. These resulted from the time lag between the dates that interfund goods and services are provided or reimbursable expenditures occur. Advances are not expected to be collected within one year. At September 30, 2012, interfund balances consisted of:

| | <u>Due from other funds</u> | <u>Due to other funds</u> |
|-----------------------------------|---------------------------------|-------------------------------|
| General fund | \$ 558,508 | \$ 197,138 |
| General fund advances | 1,880,000 | - |
| Capital Construction Debt Service | - | 103,000 |
| Nonmajor governmental funds | 174,830 | 450,760 |
| Airport | 5,366 | 4,009 |
| Utility | 1,775 | 1,435 |
| Utility fund advances | - | 1,880,000 |
| Nonmajor business-type funds | 16,008 | 145 |
| | <u>\$ 2,636,487</u> | <u>\$ 2,636,487</u> |

The advance balance of \$1,880,000 from the utilities fund for start up costs remains open.

The County makes routine transfers between its funds in the course of the fiscal year. The principal purposes of these transfers are to allocate resources for debt service, construction or other capital projects, and to provide operating subsidies. These transfers are consistent with the activities of the funds involved. A summary of the transfers follows:

| | <u>Transfer in</u> | <u>Transfer out</u> |
|----------------------------------|--------------------|---------------------|
| General fund | \$ 105,260 | \$ 114,797 |
| Nonmajor governmental funds | 152,520 | 155,460 |
| Nonmajor business-type funds | 9,977 | - |
| Internal service fund | 2,500 | - |
| Total transfers | <u>\$ 270,257</u> | <u>\$ 270,257</u> |

FLAGLER COUNTY, FLORIDA
NOTES TO THE FINANCIAL STATEMENTS
SEPTEMBER 30, 2012

(13) Commitments and Contingencies:

The County is involved in various other litigation matters arising from the normal operations of a local government. It is the opinion of management that none of those matters will have a material impact on the financial statements of the County.

Amounts received or receivable from grantor agencies are subject to audit and adjustment by grantor agencies. Any disallowed claims, including amounts already collected, may constitute a liability of the applicable funds. The amount, if any, of expenditures which may be disallowed by the grantor cannot be determined at this time although the County expects such amount, if any, to be immaterial.

(14) Other Postemployment Benefits:

The County offers a self-funded health insurance plan that provides health, prescription drugs, dental, vision and life insurance coverage to its active employees, eligible retirees and dependents. Florida Statutes require local governments to offer the same health and hospitalization insurance coverage to retirees and their eligible dependents as is offered to active employees at a premium cost of no more than the premium cost applicable to active employees. Full time and regular part-time employees who work at least 20 hours per week are eligible to participate in the plan. Employees who are eligible for Normal or Early retirement under FRS are eligible to participate in the plan. For regular employees normal retirement age is the earlier of age 62 with 6 years of service, or any age with 30 years of service, employees can retire early with 6 years of service as long as they can receive a FRS benefit.

Special risk employees may become eligible for Normal Retirement after 25 years of special risk service or attainment of age 52 with 25 years of combined special risk and non special risk service, employees can retire early with 6 years of service as long as they can receive an FRS benefit. Employees who become disabled in the line of duty are allowed to continue coverage. Retirees may cover spouses and eligible dependent children. Surviving spouses can continue coverage after retiree's death for up to 36 months by paying the COBRA rates.

The County has not established a separate GASB compliant Trust Fund or equivalent arrangement into which the County would make contributions to advance fund the obligation. Benefits are currently paid out on a pay-as-you-go basis.

The County's annual other postemployment benefit (OPEB) cost is calculated based on the required contribution of the employer (ARC). The ARC represents a level of funding that, if paid on an ongoing basis, is projected to cover the normal cost each year and to amortize any unfunded liabilities (or funding excess) over a period not to exceed 30 years.

FLAGLER COUNTY, FLORIDA
NOTES TO THE FINANCIAL STATEMENTS
SEPTEMBER 30, 2012

(14) **Other Postemployment Benefits:** (continued)

| Fiscal year ending | <u>9/30/2012</u> | <u>9/30/2011</u> | <u>9/30/2010</u> |
|--|---------------------|-------------------|-------------------|
| Normal cost (service cost for one year) | \$ 293,386 | \$ 279,098 | \$ 280,300 |
| Amortization of UAAL | 117,998 | 106,844 | 85,600 |
| Interest on normal cost and amortization | 16,455 | 15,438 | - |
| Annual required contribution (ARC) | <u>427,839</u> | <u>401,380</u> | <u>365,900</u> |
| NOO at beginning of year | 868,782 | 653,918 | 361,200 |
| Annual required contribution (ARC) | 427,839 | 401,380 | 365,900 |
| Interest on NOO | 35,062 | 26,157 | 8,800 |
| Adjustment to ARC | <u>(30,387)</u> | <u>(22,669)</u> | <u>(7,300)</u> |
| Annual OPEB cost | <u>432,514</u> | <u>404,868</u> | <u>367,400</u> |
| Employer contribution | <u>(96,422)</u> | <u>(190,004)</u> | <u>(74,682)</u> |
| Increase in NOO | <u>336,092</u> | <u>214,864</u> | <u>292,718</u> |
| NOO at end of year | <u>\$ 1,204,874</u> | <u>\$ 868,782</u> | <u>\$ 653,918</u> |

The schedule of employer contributions was as follows:

| <u>Balance</u> <u>September 30,</u> | <u>Annual</u> <u>OPEB Cost</u> | <u>Actual</u> <u>Contribution</u> | <u>Percentage of</u> <u>Annual OPEB cost</u> <u>Contributed</u> | <u>Net OPEB</u> <u>Obligation</u> |
|--|-----------------------------------|--------------------------------------|---|--------------------------------------|
| 2010 | 367,400 | 74,682 | 20% | 653,918 |
| 2011 | 404,868 | 190,004 | 47% | 868,782 |
| 2012 | 432,514 | 96,422 | 22% | 1,204,874 |

Projections of benefits for financial reporting purposes are based on the substantive program (the program as understood by the employer and program members) and include the types of benefits provided at the time of each evaluation and the historical pattern of sharing of benefit costs between the employer and program members to that point. The methods and assumptions used include techniques that are designed to reduce effects of short-term volatility in actuarial accrued liabilities and the actuarial value of assets, consistent with the long-term perspective of the calculations.

Based on historical and expected returns of the Employer's short-term investment portfolio, a discount rate of 4% was used. An inflation rate of 3.5% was assumed. In addition, the Entry Age Normal actuarial cost method was used. The unfunded actuarial accrued liability is being amortized as a level percentage of projected payrolls on an open basis. The remaining amortization period at September 30, 2010 is 30 years. Health insurance trends start at 9% for the fiscal year ending in 2011 and 8.5% for 2012, grading down to 4.9% - the ultimate trend rate in 2020.

FLAGLER COUNTY, FLORIDA
SCHEDULE OF REVENUES, EXPENDITURES, AND CHANGES
IN FUND BALANCES- BUDGET and ACTUAL- GENERAL FUND
FOR THE YEAR ENDED SEPTEMBER 30, 2012

| | Budgeted Amounts | | Actual Amounts Budgetary Basis | Variance With Final Budget - Positive (Negative) |
|--|--------------------|--------------------|--------------------------------------|---|
| | Original | Final | | |
| REVENUES | | | | |
| Taxes | \$ 40,848,667 | \$ 40,854,177 | \$ 39,625,427 | \$ (1,228,750) |
| Licenses and permits | 34,000 | 34,000 | 32,952 | (1,048) |
| Intergovernmental | 4,618,398 | 6,548,932 | 5,128,111 | (1,420,821) |
| Charges for services | 8,655,921 | 8,761,736 | 8,520,747 | (240,989) |
| Fines and forfeitures | 96,000 | 176,743 | 133,018 | (43,725) |
| Miscellaneous revenue | 342,566 | 1,004,504 | 1,158,769 | 154,265 |
| Investment income | 100,000 | 100,000 | 31,591 | (68,409) |
| TOTAL REVENUES | <u>54,695,552</u> | <u>57,480,092</u> | <u>54,630,615</u> | <u>(2,849,477)</u> |
| EXPENDITURES | | | | |
| Current | | | | |
| General government | 15,830,899 | 15,667,782 | 14,757,542 | 910,240 |
| Public safety | 30,917,667 | 31,796,581 | 30,337,041 | 1,459,540 |
| Physical environment | 257,902 | 258,968 | 240,807 | 18,161 |
| Transportation | 1,748,026 | 1,816,123 | 1,733,856 | 82,267 |
| Economic environment | 864,201 | 858,988 | 318,205 | 540,783 |
| Human services | 3,617,343 | 4,517,130 | 4,142,026 | 375,104 |
| Culture and recreation | 2,789,888 | 2,886,868 | 2,602,685 | 284,183 |
| Court related | 1,112,605 | 1,148,161 | 1,153,662 | (5,501) |
| Capital Outlay | 2,854,049 | 5,021,274 | 2,734,831 | 2,286,443 |
| Debt service | | | | |
| Principal retirement | 896,000 | 896,000 | 1,198,814 | (302,814) |
| Interest and fiscal charges | 331,251 | 341,251 | 325,135 | 16,116 |
| TOTAL EXPENDITURES | <u>61,219,831</u> | <u>65,209,126</u> | <u>59,544,604</u> | <u>5,664,522</u> |
| EXCESS OF REVENUES OVER (UNDER) EXPENDITURES | <u>(6,524,279)</u> | <u>(7,729,034)</u> | <u>(4,913,989)</u> | <u>2,815,045</u> |
| OTHER FINANCING SOURCES (USES) | | | | |
| Transfers in | 440,152 | 337,454 | 105,260 | (232,194) |
| Transfers out | (110,843) | (114,261) | (112,982) | 1,279 |
| Capital lease | - | 500,000 | 500,000 | - |
| Long term debt issued | - | 567,811 | 567,811 | - |
| TOTAL OTHER FINANCING SOURCES (USES) | <u>329,309</u> | <u>1,291,004</u> | <u>1,060,089</u> | <u>(230,915)</u> |
| NET CHANGE IN FUND BALANCE | <u>(6,194,970)</u> | <u>(6,438,030)</u> | <u>(3,853,900)</u> | <u>2,584,130</u> |
| FUND BALANCES, BEGINNING OF YEAR | <u>6,194,970</u> | <u>6,438,030</u> | <u>13,970,056</u> | <u>7,532,026</u> |
| FUND BALANCES, END OF YEAR | <u>\$ -</u> | <u>\$ -</u> | <u>10,116,156</u> | <u>\$ 10,116,156</u> |
| Perspective Difference - Funds not budgeted as part of General Fund: | | | | |
| | | Municipal services | 222,955 | |
| | | Fine & Forfeiture | 22,035 | |
| FUND BALANCE, END OF YEAR - GAAP BASIS | | | <u>\$ 10,361,146</u> | |

FLAGLER COUNTY, FLORIDA
SCHEDULE OF REVENUES, EXPENDITURES, AND CHANGES
IN FUND BALANCES- BUDGET and ACTUAL- 800 MGHZ EXPANSION
FOR THE YEAR ENDED SEPTEMBER 30, 2012

| | <u>Budgeted Amounts</u> | | | Variance With Final Budget - Positive (Negative) |
|---|-------------------------|--------------|---------------------------|---|
| | <u>Original</u> | <u>Final</u> | <u>Actual Amounts</u> | |
| REVENUES | | | | |
| Investment income | \$ - | \$ - | \$ 1,542 | \$ 1,542 |
| EXPENDITURES | | | | |
| Current: | | | | |
| Public safety | - | 500 | 245 | 255 |
| EXCESS OF REVENUES OVER (UNDER) EXPENDITURES | - | (500) | 1,297 | 1,797 |
| FUND BALANCES, BEGINNING OF YEAR | - | 500 | 1,348 | 848 |
| FUND BALANCES, END OF YEAR | <u>\$ -</u> | <u>\$ -</u> | <u>\$ 2,645</u> | <u>\$ 2,645</u> |

FLAGLER COUNTY, FLORIDA
SCHEDULE OF FUNDING PROGRESS AND EMPLOYER CONTRIBUTIONS - OTHER POST
EMPLOYMENT BENEFITS
FOR THE YEAR ENDED SEPTEMBER 30, 2012

Schedule of Funding Progress

| Actuarial Valuation Date | Actuarial Value of Assets | Actuarial Accrued Liability | Unfunded Actuarial Accrued Liability(UAAL) | Funded Ratio | Covered Payroll | UAAL as a Percentage of Covered Payroll |
|---|--|--|---|-------------------------|----------------------------|--|
| 10/1/2007 | \$ - | \$ 1,704,200 | \$ 1,704,200 | 0% | \$ 30,554,000 | 6% |
| 10/1/2009 | - | 2,468,400 | 2,468,400 | 0% | 30,503,600 | 8% |
| 10/1/2010 | - | 3,205,323 | 3,205,323 | 0% | 30,300,796 | 11% |

Schedule of Employer Contribution

| Year End September 30, | Annual OPEB Cost | Actual Contribution | Percentage of Annual OPEB cost Contributed | Net OPEB Obligation |
|-----------------------------------|-----------------------------|--------------------------------|---|--------------------------------|
| 2010 | 367,400 | 74,682 | 20% | 653,918 |
| 2011 | 404,868 | 190,004 | 47% | 868,782 |
| 2012 | 432,514 | 96,422 | 22% | 1,204,874 |

FLAGLER COUNTY, FLORIDA
COMBINING BALANCE SHEET- NONMAJOR GOVERNMENTAL FUNDS
SEPTEMBER 30, 2012

Special Revenue Funds

| | County Transportation Trust | Legal Aid | Law Enforcement Trust | Law Library | Court Facilities |
|--|-----------------------------------|------------------|--------------------------|------------------|---------------------|
| ASSETS | | | | | |
| Cash and cash equivalents | \$ 371,795 | \$ 15,845 | \$ 120,056 | \$ 18,668 | \$ 123,615 |
| Cash with fiscal agent | - | - | - | - | - |
| Investments | 100,365 | - | - | - | 970,921 |
| Accounts receivable | 16,966 | - | - | 20 | 1,746 |
| Notes receivable | - | - | - | - | - |
| Due from other funds | 28,863 | 993 | 23,090 | 1,056 | 13,842 |
| Due from other governments | 206,167 | - | - | - | - |
| Other assets | - | - | - | - | - |
| TOTAL ASSETS | \$ 724,156 | \$ 16,838 | \$ 143,146 | \$ 19,744 | \$ 1,110,124 |
| LIABILITIES AND FUND BALANCES | | | | | |
| LIABILITIES | | | | | |
| Accounts payable and accrued liabilities | \$ 89,284 | \$ 11,265 | \$ - | \$ 634 | \$ 2,324 |
| Deposits | 47,756 | - | - | - | - |
| Due to other funds | 761 | - | 12,924 | - | - |
| Due to other governments | 9 | - | - | - | - |
| Deferred revenue | - | - | - | - | - |
| TOTAL LIABILITIES | 137,810 | 11,265 | 12,924 | 634 | 2,324 |
| FUND BALANCES (DEFICIT) | | | | | |
| Nonspendable | | | | | |
| Parks and recreation | - | - | - | - | - |
| Prepays | - | - | - | - | - |
| Restricted for | | | | | |
| Bond covenants or debt service | - | - | - | - | - |
| Grant programs and projects | - | - | - | - | - |
| Federal and state law | 586,346 | 5,573 | 130,222 | 19,110 | 1,107,800 |
| Capital projects and acquisitions | - | - | - | - | - |
| ESL acquisitions | - | - | - | - | - |
| Impact fees | - | - | - | - | - |
| Other purposes | - | - | - | - | - |
| TOTAL FUND BALANCES (DEFICIT) | 586,346 | 5,573 | 130,222 | 19,110 | 1,107,800 |
| TOTAL LIABILITIES AND FUND BALANCES (DEFICIT) | \$ 724,156 | \$ 16,838 | \$ 143,146 | \$ 19,744 | \$ 1,110,124 |

Special Revenue Funds (Continued)

| Tourist Development Tax Capital | Tourist Development Tax Promotion | Tourist Development Tax- Beach Restoration | Environmentally Sensitive Lands | Environmentally Sensitive Lands 2008 Referendum | Utility Regulatory Authority |
|--|--|---|--|--|---|
| \$ 237,997 | \$ 373,670 | \$ 31,816 | \$ 50,759 | \$ 36,005 | \$ 21,507 |
| - | - | - | - | - | - |
| 1,168,818 | 723,852 | 425,058 | 600,399 | 1,035,045 | - |
| 2,102 | 1,302 | 764 | 1,080 | 1,862 | - |
| - | - | - | - | - | - |
| - | - | - | - | 2,575 | - |
| 29,644 | 87,286 | 14,822 | - | 124,210 | - |
| - | - | - | - | - | - |
| <u>\$ 1,438,561</u> | <u>\$ 1,186,110</u> | <u>\$ 472,460</u> | <u>\$ 652,238</u> | <u>\$ 1,199,697</u> | <u>\$ 21,507</u> |
| | | | | | |
| \$ 470 | \$ 25,640 | \$ 81 | \$ 4,699 | \$ 94,876 | \$ - |
| - | - | - | - | - | - |
| - | 9 | - | 115 | 98 | - |
| 50,000 | 15,006 | - | - | - | - |
| - | - | - | - | - | - |
| <u>50,470</u> | <u>40,655</u> | <u>81</u> | <u>4,814</u> | <u>94,974</u> | <u>-</u> |
| | | | | | |
| - | - | - | - | - | - |
| - | - | - | - | - | - |
| - | - | - | - | - | - |
| 1,388,091 | 1,145,455 | 472,379 | - | - | - |
| - | - | - | - | - | - |
| - | - | - | 647,424 | 1,104,723 | - |
| - | - | - | - | - | - |
| - | - | - | - | - | 21,507 |
| <u>1,388,091</u> | <u>1,145,455</u> | <u>472,379</u> | <u>647,424</u> | <u>1,104,723</u> | <u>21,507</u> |
| | | | | | |
| <u>\$ 1,438,561</u> | <u>\$ 1,186,110</u> | <u>\$ 472,460</u> | <u>\$ 652,238</u> | <u>\$ 1,199,697</u> | <u>\$ 21,507</u> |

FLAGLER COUNTY, FLORIDA
COMBINING BALANCE SHEET- NONMAJOR GOVERNMENTAL FUNDS
SEPTEMBER 30, 2012

Special Revenue Funds (Continued)

| | Constitutional Gas Tax | Transportation Impact Fees East | Transportation Impact Fees West | Road Impact Fees- Palm Coast | New Transportation Impact Fees- East |
|--|---------------------------|---------------------------------------|---------------------------------------|------------------------------------|---|
| ASSETS | | | | | |
| Cash and cash equivalents | \$ 164,267 | \$ 144,827 | \$ 45,254 | \$ - | \$ 128,548 |
| Cash with fiscal agent | - | - | - | - | - |
| Investments | 1,727,663 | 2,536,838 | 85,396 | 4,122,472 | 633,834 |
| Accounts receivable | 3,107 | 4,563 | 154 | 7,414 | 1,140 |
| Notes receivable | 181,964 | - | - | - | - |
| Due from other funds | - | - | - | - | - |
| Due from other governments | 1,326,139 | - | - | 15,977 | 4,185 |
| Other assets | - | - | - | - | - |
| TOTAL ASSETS | <u>\$ 3,403,140</u> | <u>\$ 2,686,228</u> | <u>\$ 130,804</u> | <u>\$ 4,145,863</u> | <u>\$ 767,707</u> |
| LIABILITIES AND FUND BALANCES | | | | | |
| LIABILITIES | | | | | |
| Accounts payable and accrued liabilities | \$ 278,780 | \$ 268 | \$ 13 | \$ 68,039 | \$ 66 |
| Deposits | - | - | - | - | - |
| Due to other funds | - | - | - | - | - |
| Due to other governments | 340 | - | - | - | - |
| Deferred revenue | 327,495 | - | - | - | - |
| TOTAL LIABILITIES | <u>606,615</u> | <u>268</u> | <u>13</u> | <u>68,039</u> | <u>66</u> |
| FUND BALANCES (DEFICIT) | | | | | |
| Nonspendable | | | | | |
| Parks and recreation | - | - | - | - | - |
| Prepays | - | - | - | - | - |
| Restricted for | | | | | |
| Bond covenants or debt service | - | - | - | - | - |
| Grant programs and projects | - | - | - | - | - |
| Federal and state law | 2,796,525 | - | - | - | - |
| Capital projects and acquisitions | - | - | - | - | - |
| ESL acquisitions | - | - | - | - | - |
| Impact fees | - | 2,685,960 | 130,791 | 4,077,824 | 767,641 |
| Other purposes | - | - | - | - | - |
| TOTAL FUND BALANCES (DEFICIT) | <u>2,796,525</u> | <u>2,685,960</u> | <u>130,791</u> | <u>4,077,824</u> | <u>767,641</u> |
| TOTAL LIABILITIES AND FUND BALANCES (DEFICIT) | <u>\$ 3,403,140</u> | <u>\$ 2,686,228</u> | <u>\$ 130,804</u> | <u>\$ 4,145,863</u> | <u>\$ 767,707</u> |

Special Revenue Funds (Continued)

| Park Impact Fees | Economic Development | State Housing Initiative | CDBG Disaster Recovery | CDBG Neighborhood Stabilization | Bimini Gardens Municipal Service | Colbert Lane Settlement |
|-------------------------|-----------------------------|---------------------------------|-------------------------------|--|---|--------------------------------|
| \$ 102,247 | \$ 233,726 | \$ 102,171 | \$ 330,548 | \$ 22,954 | \$ 9,269 | \$ - |
| - | - | - | - | - | - | - |
| 759 | - | - | - | - | - | - |
| 1 | - | - | - | - | - | - |
| - | - | - | - | - | - | - |
| - | - | 15,191 | 55 | - | 394 | - |
| 521 | - | 69 | 186,365 | 13,393 | - | - |
| - | - | - | - | - | - | - |
| <u>\$ 103,528</u> | <u>\$ 233,726</u> | <u>\$ 117,431</u> | <u>\$ 516,968</u> | <u>\$ 36,347</u> | <u>\$ 9,663</u> | <u>\$ -</u> |
| | | | | | | |
| \$ - | \$ - | \$ 6,377 | \$ 158,075 | \$ 4,610 | \$ - | \$ - |
| - | - | - | - | - | - | - |
| - | 240 | 25,254 | 358,893 | 31,737 | 7 | - |
| - | - | - | - | - | - | - |
| - | - | - | - | - | - | - |
| - | - | - | - | - | - | - |
| - | - | - | - | - | - | - |
| - | - | - | - | - | - | - |
| - | - | - | - | - | - | - |
| - | - | - | - | - | - | - |
| - | - | - | - | - | - | - |
| - | - | - | - | - | - | - |
| 103,528 | - | - | - | - | - | - |
| - | - | - | - | - | 9,656 | - |
| <u>103,528</u> | <u>233,486</u> | <u>85,800</u> | <u>-</u> | <u>-</u> | <u>9,656</u> | <u>-</u> |
| | | | | | | |
| <u>\$ 103,528</u> | <u>\$ 233,726</u> | <u>\$ 117,431</u> | <u>\$ 516,968</u> | <u>\$ 36,347</u> | <u>\$ 9,663</u> | <u>\$ -</u> |

FLAGLER COUNTY, FLORIDA
COMBINING BALANCE SHEET- NONMAJOR GOVERNMENTAL FUNDS
SEPTEMBER 30, 2012

Special Revenue Funds (Continued)

| | Espanola Mosquito Control | Rima Ridge Mosquito Control | Building Department | Domestic Violence | Alcohol and Other Drug Trust Fund |
|--|---------------------------------|-----------------------------------|------------------------|----------------------|---|
| ASSETS | | | | | |
| Cash and cash equivalents | \$ 29,522 | \$ 60,289 | \$ 27,393 | \$ 675 | \$ 9,242 |
| Cash with fiscal agent | - | - | - | - | - |
| Investments | - | - | 571,505 | - | - |
| Accounts receivable | - | - | 1,594 | - | - |
| Notes receivable | - | - | - | - | - |
| Due from other funds | 296 | 71 | 4,183 | 214 | 238 |
| Due from other governments | - | - | 2,251 | - | - |
| Other assets | - | - | - | - | - |
| TOTAL ASSETS | \$ 29,818 | \$ 60,360 | \$ 606,926 | \$ 889 | \$ 9,480 |
| LIABILITIES AND FUND BALANCES | | | | | |
| LIABILITIES | | | | | |
| Accounts payable and accrued liabilities | \$ - | \$ - | \$ 8,437 | \$ - | \$ - |
| Deposits | - | - | - | - | - |
| Due to other funds | 6 | - | 55 | - | - |
| Due to other governments | - | - | 2,425 | - | - |
| Deferred revenue | 17,422 | 37,730 | - | - | - |
| TOTAL LIABILITIES | 17,428 | 37,730 | 10,917 | - | - |
| FUND BALANCES (DEFICIT) | | | | | |
| Nonspendable | | | | | |
| Parks and recreation | - | - | - | - | - |
| Prepays | - | - | - | - | - |
| Restricted for | | | | | |
| Bond covenants or debt service | - | - | - | - | - |
| Grant programs and projects | - | - | - | - | - |
| Federal and state law | - | - | 596,009 | 889 | 9,480 |
| Capital projects and acquisitions | - | - | - | - | - |
| ESL acquisitions | - | - | - | - | - |
| Impact fees | - | - | - | - | - |
| Other purposes | 12,390 | 22,630 | - | - | - |
| TOTAL FUND BALANCES (DEFICIT) | 12,390 | 22,630 | 596,009 | 889 | 9,480 |
| TOTAL LIABILITIES AND FUND BALANCES (DEFICIT) | \$ 29,818 | \$ 60,360 | \$ 606,926 | \$ 889 | \$ 9,480 |

Special Revenue Funds (Continued)

| Court Technology | Juvenile Diversion | Crime Prevention | Court Innovations | Teen Court | E-911 |
|-----------------------------|-------------------------------|-----------------------------|------------------------------|-----------------------|-------------------|
| \$ 131,629 | \$ - | \$ 7,773 | \$ 61,532 | \$ 14,538 | \$ 126,012 |
| - | - | - | - | - | - |
| 593,088 | 2 | 114,243 | 30,157 | - | 594,514 |
| 1,067 | - | 205 | 54 | - | 1,069 |
| - | - | - | - | - | - |
| 18,718 | 1,005 | 1,411 | 1,061 | 1,483 | 131 |
| - | - | - | - | - | 17,872 |
| - | - | - | - | - | - |
| <u>\$ 744,502</u> | <u>\$ 1,007</u> | <u>\$ 123,632</u> | <u>\$ 92,804</u> | <u>\$ 16,021</u> | <u>\$ 739,598</u> |
| | | | | | |
| \$ 1,975 | \$ 806 | \$ 13 | \$ 7,150 | \$ 938 | \$ 125,944 |
| - | - | - | - | - | - |
| - | - | 20,348 | - | 7 | - |
| 585 | - | 3,020 | - | - | 36 |
| - | - | - | - | - | 31 |
| <u>2,560</u> | <u>806</u> | <u>23,381</u> | <u>7,150</u> | <u>945</u> | <u>126,011</u> |
| | | | | | |
| - | - | - | - | - | - |
| - | - | - | - | - | - |
| - | - | - | - | - | - |
| - | - | - | - | - | - |
| 741,942 | 201 | 100,251 | 85,654 | 15,076 | 613,587 |
| - | - | - | - | - | - |
| - | - | - | - | - | - |
| - | - | - | - | - | - |
| - | - | - | - | - | - |
| <u>741,942</u> | <u>201</u> | <u>100,251</u> | <u>85,654</u> | <u>15,076</u> | <u>613,587</u> |
| | | | | | |
| <u>\$ 744,502</u> | <u>\$ 1,007</u> | <u>\$ 123,632</u> | <u>\$ 92,804</u> | <u>\$ 16,021</u> | <u>\$ 739,598</u> |

FLAGLER COUNTY, FLORIDA
COMBINING BALANCE SHEET- NONMAJOR GOVERNMENTAL FUNDS
SEPTEMBER 30, 2012

Special Revenue Funds (Continued)

| | Daytona North Service District | Court General | Court Technology | Records Modernization | Hunter's Ridge Fund |
|--|--------------------------------------|------------------|---------------------|--------------------------|---------------------------|
| ASSETS | | | | | |
| Cash and cash equivalents | \$ - | \$ 37,692 | \$ 99,084 | \$ 51,007 | \$ - |
| Cash with fiscal agent | - | - | - | - | - |
| Investments | 488,957 | - | - | - | - |
| Accounts receivable | 879 | 2,826 | 21 | - | - |
| Notes receivable | - | - | - | - | - |
| Due from other funds | 12,616 | - | - | - | 30,000 |
| Due from other governments | 9,786 | 13,926 | - | - | - |
| Other assets | - | - | 32,614 | 41,024 | - |
| TOTAL ASSETS | <u>\$ 512,238</u> | <u>\$ 54,444</u> | <u>\$ 131,719</u> | <u>\$ 92,031</u> | <u>\$ 30,000</u> |
| LIABILITIES AND FUND BALANCES | | | | | |
| LIABILITIES | | | | | |
| Accounts payable and accrued liabilities | \$ 56,804 | \$ 19,187 | \$ 51 | \$ 14 | \$ - |
| Deposits | - | - | - | - | - |
| Due to other funds | 217 | - | - | - | - |
| Due to other governments | 275 | - | - | - | - |
| Deferred revenue | - | - | - | - | 30,000 |
| TOTAL LIABILITIES | <u>57,296</u> | <u>19,187</u> | <u>51</u> | <u>14</u> | <u>30,000</u> |
| FUND BALANCES (DEFICIT) | | | | | |
| Nonspendable | | | | | |
| Parks and recreation | - | - | - | - | - |
| Prepays | - | - | 32,614 | 41,024 | - |
| Restricted for | | | | | |
| Bond covenants or debt service | - | - | - | - | - |
| Grant programs and projects | - | - | - | - | - |
| Federal and state law | - | 35,257 | 99,054 | 50,993 | - |
| Capital projects and acquisitions | - | - | - | - | - |
| ESL acquisitions | - | - | - | - | - |
| Impact fees | - | - | - | - | - |
| Other purposes | 454,942 | - | - | - | - |
| TOTAL FUND BALANCES (DEFICIT) | <u>454,942</u> | <u>35,257</u> | <u>131,668</u> | <u>92,017</u> | <u>-</u> |
| TOTAL LIABILITIES AND FUND BALANCES (DEFICIT) | <u>\$ 512,238</u> | <u>\$ 54,444</u> | <u>\$ 131,719</u> | <u>\$ 92,031</u> | <u>\$ 30,000</u> |

| Special Revenue Funds (Continued) | | | | Debt Service Funds | |
|-----------------------------------|------------------|-------------------|----------------------|--------------------|----------------------------|
| Law Enforcement Education | Sunshine Fund | Inmate Welfare | Total | Colbert Lane | Reserve Colbert Lane |
| \$ 427 | \$ 13,167 | \$ 31,728 | \$ 3,387,254 | \$ - | \$ 877 |
| - | - | - | - | - | - |
| - | - | - | 16,523,886 | 660,731 | - |
| - | - | - | 49,936 | 1,188 | - |
| - | - | - | 181,964 | - | - |
| - | - | 200 | 157,686 | 3,432 | - |
| - | - | - | 2,052,613 | - | - |
| - | - | - | 73,638 | - | - |
| <u>\$ 427</u> | <u>\$ 13,167</u> | <u>\$ 31,928</u> | <u>\$ 22,426,977</u> | <u>\$ 665,351</u> | <u>\$ 877</u> |
| | | | | | |
| \$ - | \$ - | \$ - | \$ 966,820 | \$ 177 | \$ - |
| - | - | - | 47,756 | - | - |
| - | - | - | 450,671 | 18 | - |
| - | - | - | 71,696 | - | - |
| - | - | - | 412,678 | - | - |
| - | - | - | 1,949,621 | 195 | - |
| - | - | - | - | - | - |
| - | - | - | 73,638 | - | - |
| - | - | - | - | 665,156 | 877 |
| - | - | - | 319,286 | - | - |
| 427 | - | 31,928 | 10,032,249 | - | - |
| - | - | - | - | - | - |
| - | - | - | 1,752,147 | - | - |
| - | - | - | 7,765,744 | - | - |
| - | 13,167 | - | 534,292 | - | - |
| <u>427</u> | <u>13,167</u> | <u>31,928</u> | <u>20,477,356</u> | <u>665,156</u> | <u>877</u> |
| <u>\$ 427</u> | <u>\$ 13,167</u> | <u>\$ 31,928</u> | <u>\$ 22,426,977</u> | <u>\$ 665,351</u> | <u>\$ 877</u> |

FLAGLER COUNTY, FLORIDA
COMBINING BALANCE SHEET- NONMAJOR GOVERNMENTAL FUNDS
SEPTEMBER 30, 2012

Debt Service Funds (Continued)

| | ESL Bond Sinking | Capital Construction GO Issue | ESL 2008 Referendum | Total |
|--|---------------------|-------------------------------------|------------------------|---------------------|
| ASSETS | | | | |
| Cash and cash equivalents | \$ 21,876 | \$ 39,537 | \$ 22,298 | \$ 84,588 |
| Cash with fiscal agent | - | - | 451,129 | 451,129 |
| Investments | 485,940 | 89 | 45 | 1,146,805 |
| Accounts receivable | 874 | - | - | 2,062 |
| Notes receivable | - | - | - | - |
| Due from other funds | 4,658 | 5,657 | 3,397 | 17,144 |
| Due from other governments | - | - | - | - |
| Other assets | - | - | - | - |
| TOTAL ASSETS | \$ 513,348 | \$ 45,283 | \$ 476,869 | \$ 1,701,728 |
| LIABILITIES AND FUND BALANCES | | | | |
| LIABILITIES | | | | |
| Accounts payable and accrued liabilities | \$ 55 | \$ 4 | \$ 1 | \$ 237 |
| Deposits | - | - | - | - |
| Due to other funds | - | - | - | 18 |
| Due to other governments | - | - | - | - |
| Deferred revenue | - | - | - | - |
| TOTAL LIABILITIES | 55 | 4 | 1 | 255 |
| FUND BALANCES (DEFICIT) | | | | |
| Nonspendable | | | | |
| Parks and recreation | - | - | - | - |
| Prepays | - | - | - | - |
| Restricted for | | | | |
| Bond covenants or debt service | 513,293 | 45,279 | 476,868 | 1,701,473 |
| Grant programs and projects | - | - | - | - |
| Federal and state law | - | - | - | - |
| Capital projects and acquisitions | - | - | - | - |
| ESL acquisitions | - | - | - | - |
| Impact fees | - | - | - | - |
| Other purposes | - | - | - | - |
| TOTAL FUND BALANCES (DEFICIT) | 513,293 | 45,279 | 476,868 | 1,701,473 |
| TOTAL LIABILITIES AND FUND BALANCES (DEFICIT) | \$ 513,348 | \$ 45,283 | \$ 476,869 | \$ 1,701,728 |

Capital Projects Funds

| Beach Front Parks | Park Maintenance Trust | Capital Projects | Capital Project New | 2008 ESL Referendum | Total | Total Non-Major Governmental Funds |
|------------------------------|---------------------------------------|-----------------------------|------------------------------------|--------------------------------|---------------------|---|
| \$ 455 | \$ 1,023 | \$ - | \$ - | \$ 18,435 | \$ 19,913 | \$ 3,491,755 |
| - | - | - | - | 105,635 | 105,635 | 556,764 |
| 1,117,354 | 833,990 | - | - | 521,419 | 2,472,763 | 20,143,454 |
| 2,010 | 1,500 | - | - | 938 | 4,448 | 56,446 |
| - | - | - | - | - | - | 181,964 |
| - | - | - | - | - | - | 174,830 |
| - | - | - | - | - | - | 2,052,613 |
| - | - | - | - | - | - | 73,638 |
| <u>\$ 1,119,819</u> | <u>\$ 836,513</u> | <u>\$ -</u> | <u>\$ -</u> | <u>\$ 646,427</u> | <u>\$ 2,602,759</u> | <u>\$ 26,731,464</u> |
| | | | | | | |
| \$ 118 | \$ 87 | \$ - | \$ - | \$ 139 | \$ 344 | \$ 967,401 |
| - | - | - | - | - | - | 47,756 |
| 71 | - | - | - | - | 71 | 450,760 |
| - | - | - | - | - | - | 71,696 |
| - | - | - | - | - | - | 412,678 |
| <u>189</u> | <u>87</u> | <u>-</u> | <u>-</u> | <u>139</u> | <u>415</u> | <u>1,950,291</u> |
| | | | | | | |
| - | 600,000 | - | - | - | 600,000 | 600,000 |
| - | - | - | - | - | - | 73,638 |
| - | - | - | - | - | - | 1,701,473 |
| - | - | - | - | - | - | 319,286 |
| - | - | - | - | - | - | 10,032,249 |
| 1,119,630 | - | - | - | - | 1,119,630 | 1,119,630 |
| - | - | - | - | 646,288 | 646,288 | 2,398,435 |
| - | - | - | - | - | - | 7,765,744 |
| - | 236,426 | - | - | - | 236,426 | 770,718 |
| <u>1,119,630</u> | <u>836,426</u> | <u>-</u> | <u>-</u> | <u>646,288</u> | <u>2,602,344</u> | <u>24,781,173</u> |
| <u>\$ 1,119,819</u> | <u>\$ 836,513</u> | <u>\$ -</u> | <u>\$ -</u> | <u>\$ 646,427</u> | <u>\$ 2,602,759</u> | <u>\$ 26,731,464</u> |

FLAGLER COUNTY, FLORIDA
COMBINING STATEMENT OF REVENUES,
EXPENDITURES AND CHANGES IN FUND BALANCES
NONMAJOR GOVERNMENTAL FUNDS
FOR THE YEAR ENDED SEPTEMBER 30, 2012

| | Special Revenue Funds | | | | |
|---|-----------------------------------|-----------------|--------------------------|------------------|---------------------|
| | County Transportation Trust | Legal Aid | Law Enforcement Trust | Law Library | Court Facilities |
| REVENUES | | | | | |
| Taxes | \$ 766,171 | \$ - | \$ - | \$ - | \$ - |
| Special assessments/Impact fees | - | - | - | - | - |
| Licenses and permits | - | - | - | - | - |
| Intergovernmental | 715,196 | - | - | - | - |
| Charges for services | 364,203 | - | - | - | - |
| Fines and forfeitures | - | 16,907 | 56,582 | 17,096 | 221,846 |
| Miscellaneous revenue | 9,678 | - | - | 81 | - |
| Investment income | 886 | 29 | 225 | 63 | 2,727 |
| TOTAL REVENUES | 1,856,134 | 16,936 | 56,807 | 17,240 | 224,573 |
| EXPENDITURES | | | | | |
| Current | | | | | |
| General government | - | - | - | - | - |
| Public safety | - | - | 52,857 | - | - |
| Physical environment | - | - | - | - | - |
| Transportation | 1,711,913 | - | - | - | - |
| Economic environment | - | - | - | - | - |
| Human services | - | 45,138 | - | - | - |
| Culture and recreation | - | - | - | - | - |
| Court related | - | - | - | 18,987 | 59,088 |
| Capital Outlay | 386,682 | - | - | - | - |
| Debt service | | | | | |
| Principal retirement | - | - | - | - | - |
| Interest and fiscal charges | - | - | - | - | - |
| TOTAL EXPENDITURES | 2,098,595 | 45,138 | 52,857 | 18,987 | 59,088 |
| EXCESS OF REVENUES OVER (UNDER) EXPENDITURES | (242,461) | (28,202) | 3,950 | (1,747) | 165,485 |
| OTHER FINANCING SOURCES (USES) | | | | | |
| Transfers in | 182 | 26,526 | - | - | - |
| Transfers out | - | - | - | - | (3) |
| TOTAL OTHER FINANCING SOURCES (USES) | 182 | 26,526 | - | - | (3) |
| NET CHANGE IN FUND BALANCES | (242,279) | (1,676) | 3,950 | (1,747) | 165,482 |
| FUND BALANCES (DEFICITS), BEGINNING OF YEAR | 828,625 | 7,249 | 126,272 | 20,857 | 942,318 |
| FUND BALANCES (DEFICITS), END OF YEAR | \$ 586,346 | \$ 5,573 | \$ 130,222 | \$ 19,110 | \$ 1,107,800 |

Special Revenue Funds (Continued)

| Tourist Development Tax Capital | Tourist Development Tax Promotion | Tourist Development Tax- Beach Restoration | Environmentally Sensitive Lands | Environmentally Sensitive Lands 2008 Referendum | Utility Regulatory Authority |
|--|--|---|--|--|---|
| \$ 353,024 | \$ 1,039,458 | \$ 176,512 | \$ - | \$ 2,575 | \$ - |
| - | - | - | - | - | - |
| - | - | - | - | 150,310 | - |
| - | - | - | - | - | - |
| - | - | - | - | - | - |
| 3,188 | 2,270 | 1,942 | 1,620 | 2,739 | 70 |
| <u>356,212</u> | <u>1,041,728</u> | <u>178,454</u> | <u>1,620</u> | <u>155,624</u> | <u>70</u> |
| - | - | - | - | - | - |
| - | - | - | - | - | - |
| - | - | 578,959 | 5,609 | 9,037 | - |
| - | 769,568 | - | - | - | - |
| - | - | - | - | - | - |
| 305,988 | - | - | - | 50,800 | - |
| - | - | - | - | - | - |
| - | - | - | - | 178,679 | - |
| - | - | - | - | - | - |
| - | - | - | - | - | - |
| <u>305,988</u> | <u>769,568</u> | <u>578,959</u> | <u>5,609</u> | <u>238,516</u> | <u>-</u> |
| <u>50,224</u> | <u>272,160</u> | <u>(400,505)</u> | <u>(3,989)</u> | <u>(82,892)</u> | <u>70</u> |
| - | - | - | - | - | - |
| - | - | - | (35,482) | - | - |
| - | - | - | (35,482) | - | - |
| 50,224 | 272,160 | (400,505) | (39,471) | (82,892) | 70 |
| <u>1,337,867</u> | <u>873,295</u> | <u>872,884</u> | <u>686,895</u> | <u>1,187,615</u> | <u>21,437</u> |
| <u>\$ 1,388,091</u> | <u>\$ 1,145,455</u> | <u>\$ 472,379</u> | <u>\$ 647,424</u> | <u>\$ 1,104,723</u> | <u>\$ 21,507</u> |

FLAGLER COUNTY, FLORIDA
COMBINING STATEMENT OF REVENUES,
EXPENDITURES AND CHANGES IN FUND BALANCES
NONMAJOR GOVERNMENTAL FUNDS
FOR THE YEAR ENDED SEPTEMBER 30, 2012

Special Revenue Funds (Continued)

| | Constitutional Gas Tax | Transportation Impact Fees East | Transportation Impact Fees West | Road Impact Fees- Palm Coast | New Transportation Impact Fees- East |
|---|---------------------------|---------------------------------------|---------------------------------------|------------------------------------|---|
| REVENUES | | | | | |
| Taxes | \$ - | \$ - | \$ - | \$ - | \$ - |
| Special assessments/Impact fees | - | - | 20,924 | - | 117,013 |
| Licenses and permits | - | - | - | - | - |
| Intergovernmental | 2,453,485 | 755 | - | 137,710 | - |
| Charges for services | - | - | - | - | - |
| Fines and forfeitures | - | - | - | - | - |
| Miscellaneous revenue | - | - | - | - | - |
| Investment income | 5,538 | 7,015 | 343 | 10,625 | 1,841 |
| TOTAL REVENUES | <u>2,459,023</u> | <u>7,770</u> | <u>21,267</u> | <u>148,335</u> | <u>118,854</u> |
| EXPENDITURES | | | | | |
| Current | | | | | |
| General government | - | - | - | - | - |
| Public safety | - | - | - | - | - |
| Physical environment | - | - | - | - | - |
| Transportation | 197,141 | 2,006 | 123 | 160,937 | 406 |
| Economic environment | - | - | - | - | - |
| Human services | - | - | - | - | - |
| Culture and recreation | - | - | - | - | - |
| Court related | - | - | - | - | - |
| Capital Outlay | 1,703,353 | - | - | 152,288 | - |
| Debt service | | | | | |
| Principal retirement | - | - | - | - | - |
| Interest and fiscal charges | - | - | - | - | - |
| TOTAL EXPENDITURES | <u>1,900,494</u> | <u>2,006</u> | <u>123</u> | <u>313,225</u> | <u>406</u> |
| EXCESS OF REVENUES OVER (UNDER) EXPENDITURES | <u>558,529</u> | <u>5,764</u> | <u>21,144</u> | <u>(164,890)</u> | <u>118,448</u> |
| OTHER FINANCING SOURCES (USES) | | | | | |
| Transfers in | - | - | - | - | - |
| Transfers out | - | - | - | - | - |
| OTHER FINANCING SOURCES (USES) | <u>-</u> | <u>-</u> | <u>-</u> | <u>-</u> | <u>-</u> |
| NET CHANGE IN FUND BALANCES | 558,529 | 5,764 | 21,144 | (164,890) | 118,448 |
| FUND BALANCES (DEFICITS), BEGINNING OF YEAR | <u>2,237,996</u> | <u>2,680,196</u> | <u>109,647</u> | <u>4,242,714</u> | <u>649,193</u> |
| FUND BALANCES (DEFICITS), END OF YEAR | <u>\$ 2,796,525</u> | <u>\$ 2,685,960</u> | <u>\$ 130,791</u> | <u>\$ 4,077,824</u> | <u>\$ 767,641</u> |

Special Revenue Funds (Continued)

| Park Impact Fees | Economic Development | State Housing Initiative | CDBG Disaster Recovery | CDBG Neighborhood Stabilization | Bimini Gardens Municipal Service | Colbert Lane Settlement |
|-------------------------|-----------------------------|---------------------------------|-------------------------------|--|---|--------------------------------|
| \$ - | \$ - | \$ - | \$ - | \$ - | \$ - | \$ - |
| 22,406 | - | - | - | - | 5,982 | - |
| - | - | - | - | - | - | - |
| 2,528 | - | 350,000 | 237,472 | 40,102 | - | - |
| - | - | 893 | - | - | - | - |
| - | - | - | - | - | - | - |
| - | - | 23,066 | - | - | - | - |
| 322 | 438 | 470 | - | - | 33 | - |
| <u>25,256</u> | <u>438</u> | <u>374,429</u> | <u>237,472</u> | <u>40,102</u> | <u>6,015</u> | <u>-</u> |
| - | - | - | - | - | 182 | - |
| - | - | - | - | - | - | - |
| - | - | - | - | - | - | - |
| - | - | - | - | - | 2,206 | 1 |
| - | 1,156 | 387,380 | - | 40,102 | - | - |
| - | - | - | - | - | - | - |
| 332 | - | - | - | - | - | - |
| - | - | - | - | - | - | - |
| 53,170 | - | - | 237,472 | - | - | - |
| - | - | - | - | - | - | - |
| - | - | - | - | - | - | - |
| <u>53,502</u> | <u>1,156</u> | <u>387,380</u> | <u>237,472</u> | <u>40,102</u> | <u>2,388</u> | <u>1</u> |
| <u>(28,246)</u> | <u>(718)</u> | <u>(12,951)</u> | <u>-</u> | <u>-</u> | <u>3,627</u> | <u>(1)</u> |
| 16,000 | - | - | - | - | 42 | - |
| - | - | - | - | - | - | (182) |
| <u>16,000</u> | <u>-</u> | <u>-</u> | <u>-</u> | <u>-</u> | <u>42</u> | <u>(182)</u> |
| (12,246) | (718) | (12,951) | - | - | 3,669 | (183) |
| <u>115,774</u> | <u>234,204</u> | <u>98,751</u> | <u>-</u> | <u>-</u> | <u>5,987</u> | <u>183</u> |
| <u>\$ 103,528</u> | <u>\$ 233,486</u> | <u>\$ 85,800</u> | <u>\$ -</u> | <u>\$ -</u> | <u>\$ 9,656</u> | <u>\$ -</u> |

(Continued)

FLAGLER COUNTY, FLORIDA
COMBINING STATEMENT OF REVENUES,
EXPENDITURES AND CHANGES IN FUND BALANCES
NONMAJOR GOVERNMENTAL FUNDS
FOR THE YEAR ENDED SEPTEMBER 30, 2012

Special Revenue Funds (Continued)

| | Espanola Mosquito Control | Rima Ridge Mosquito Control | Building Department | Domestic Violence | Alcohol and Other Drug Trust Fund |
|---|---------------------------------|-----------------------------------|------------------------|----------------------|---|
| REVENUES | | | | | |
| Taxes | \$ - | \$ - | \$ - | \$ - | \$ - |
| Special assessments/Impact fees | 1,505 | 2,443 | - | - | - |
| Licenses and permits | - | - | 384,670 | - | - |
| Intergovernmental | 1,650 | 2,024 | - | - | - |
| Charges for services | - | - | 774 | - | - |
| Fines and forfeitures | - | - | 4,957 | 3,166 | 2,370 |
| Miscellaneous revenue | - | - | 1,857 | - | - |
| Investment income | 34 | 65 | 3,256 | 5 | 28 |
| TOTAL REVENUES | 3,189 | 4,532 | 395,514 | 3,171 | 2,398 |
| EXPENDITURES | | | | | |
| Current | | | | | |
| General government | - | - | - | - | - |
| Public safety | - | - | 486,235 | - | - |
| Physical environment | - | - | - | - | - |
| Transportation | - | - | - | - | - |
| Economic environment | - | - | - | - | - |
| Human services | 1,997 | 2,400 | - | - | - |
| Culture and recreation | - | - | - | - | - |
| Court related | - | - | - | - | 84 |
| Capital Outlay | - | - | - | - | - |
| Debt service | | | | | |
| Principal retirement | - | - | - | - | - |
| Interest and fiscal charges | - | - | - | - | - |
| TOTAL EXPENDITURES | 1,997 | 2,400 | 486,235 | - | 84 |
| EXCESS OF REVENUES OVER (UNDER) EXPENDITURES | 1,192 | 2,132 | (90,721) | 3,171 | 2,314 |
| OTHER FINANCING SOURCES (USES) | | | | | |
| Transfers in | 11 | 65 | 4,000 | - | - |
| Transfers out | - | - | - | (3,417) | - |
| TOTAL OTHER FINANCING SOURCES (USES) | 11 | 65 | 4,000 | (3,417) | - |
| TOTAL OTHER FINANCING SOURCES (USES) | 1,203 | 2,197 | (86,721) | (246) | 2,314 |
| FUND BALANCES (DEFICITS), BEGINNING OF YEAR | 11,187 | 20,433 | 682,730 | 1,135 | 7,166 |
| FUND BALANCES (DEFICITS), END OF YEAR | \$ 12,390 | \$ 22,630 | \$ 596,009 | \$ 889 | \$ 9,480 |

Special Revenue Funds (Continued)

| Court Technology | Juvenile Diversion | Crime Prevention | Court Innovations | Teen Court | E-911 |
|-----------------------------|-------------------------------|-----------------------------|------------------------------|-----------------------|-------------------|
| \$ - | \$ - | \$ - | \$ - | \$ - | \$ - |
| - | - | - | - | - | - |
| - | - | - | - | - | - |
| - | - | - | - | - | 638,505 |
| - | - | - | - | - | - |
| 204,480 | 17,127 | 23,593 | 17,023 | 23,552 | - |
| - | - | - | - | - | - |
| 1,752 | 18 | 311 | 240 | 12 | 1,676 |
| <u>206,232</u> | <u>17,145</u> | <u>23,904</u> | <u>17,263</u> | <u>23,564</u> | <u>640,181</u> |
| - | - | - | - | - | - |
| - | - | 35,949 | - | - | 499,208 |
| - | - | - | - | - | - |
| - | - | - | - | - | - |
| - | - | - | - | - | - |
| - | - | - | - | - | - |
| 56,681 | 91 | - | 101,682 | 58,464 | - |
| 13,278 | - | - | - | - | 56,674 |
| - | - | - | - | - | - |
| - | - | - | - | - | - |
| <u>69,959</u> | <u>91</u> | <u>35,949</u> | <u>101,682</u> | <u>58,464</u> | <u>555,882</u> |
| <u>136,273</u> | <u>17,054</u> | <u>(12,045)</u> | <u>(84,419)</u> | <u>(34,900)</u> | <u>84,299</u> |
| - | - | - | 63,407 | 37,956 | - |
| - | (33,407) | (19,000) | - | - | - |
| - | (33,407) | (19,000) | 63,407 | 37,956 | - |
| 136,273 | (16,353) | (31,045) | (21,012) | 3,056 | 84,299 |
| <u>605,669</u> | <u>16,554</u> | <u>131,296</u> | <u>106,666</u> | <u>12,020</u> | <u>529,288</u> |
| <u>\$ 741,942</u> | <u>\$ 201</u> | <u>\$ 100,251</u> | <u>\$ 85,654</u> | <u>\$ 15,076</u> | <u>\$ 613,587</u> |

FLAGLER COUNTY, FLORIDA
COMBINING STATEMENT OF REVENUES,
EXPENDITURES AND CHANGES IN FUND BALANCES
NONMAJOR GOVERNMENTAL FUNDS
FOR THE YEAR ENDED SEPTEMBER 30, 2012

| | Special Revenue Funds (Continued) | | | | |
|---|--------------------------------------|------------------|---------------------|--------------------------|---------------------------|
| | Daytona North Service District | Court General | Court Technology | Records Modernization | Hunter's Ridge Fund |
| REVENUES | | | | | |
| Taxes | \$ 62,440 | \$ - | \$ - | \$ - | \$ - |
| Special assessments/Impact fees | 254,918 | - | - | - | - |
| Licenses and permits | - | - | - | - | - |
| Intergovernmental | - | 1,455,169 | - | - | - |
| Charges for services | - | - | 194,256 | 67,248 | - |
| Fines and forfeitures | - | - | 63,292 | - | - |
| Miscellaneous revenue | - | - | 500 | 546 | - |
| Investment income | 1,288 | - | - | - | - |
| TOTAL REVENUES | 318,646 | 1,455,169 | 258,048 | 67,794 | - |
| EXPENDITURES | | | | | |
| Current | | | | | |
| General government | 25,436 | - | - | 88,888 | - |
| Public safety | - | - | - | - | - |
| Physical environment | - | - | - | - | - |
| Transportation | 309,183 | - | - | - | - |
| Economic environment | - | - | - | - | - |
| Human services | - | - | - | - | - |
| Culture and recreation | - | - | - | - | - |
| Court related | - | 1,461,784 | 143,201 | - | - |
| Capital Outlay | - | - | 18,670 | 9,335 | - |
| Debt service | | | | | |
| Principal retirement | - | - | - | - | - |
| Interest and fiscal charges | - | - | - | - | - |
| TOTAL EXPENDITURES | 334,619 | 1,461,784 | 161,871 | 98,223 | - |
| EXCESS OF REVENUES OVER (UNDER) EXPENDITURES | (15,973) | (6,615) | 96,177 | (30,429) | - |
| OTHER FINANCING SOURCES (USES) | | | | | |
| Transfers in | 1,788 | - | - | - | - |
| Transfers out | - | - | - | - | - |
| TOTAL OTHER FINANCING SOURCES (USES) | 1,788 | - | - | - | - |
| NET CHANGE IN FUND BALANCES | (14,185) | (6,615) | 96,177 | (30,429) | - |
| FUND BALANCES (DEFICITS), BEGINNING OF YEAR | 469,127 | 41,872 | 35,491 | 122,446 | - |
| FUND BALANCES (DEFICITS), END OF YEAR | \$ 454,942 | \$ 35,257 | \$ 131,668 | \$ 92,017 | \$ - |

| Special Revenue Funds (Continued) | | | | Debt Service Funds | |
|-----------------------------------|------------------|-------------------|---------------|--------------------|----------------------------|
| Law Enforcement Education | Sunshine Fund | Inmate Welfare | Total | Colbert Lane | Reserve Colbert Lane |
| \$ - | \$ - | \$ - | \$ 2,400,180 | \$ - | \$ - |
| - | - | - | 425,191 | 362,592 | - |
| - | - | - | 384,670 | - | - |
| - | - | - | 6,184,906 | - | - |
| 5,000 | - | - | 632,374 | - | - |
| - | - | - | 671,991 | - | - |
| - | 12,821 | 69,293 | 117,842 | - | - |
| - | - | - | 51,069 | 1,920 | 2 |
| 5,000 | 12,821 | 69,293 | 10,868,223 | 364,512 | 2 |
| - | - | - | 114,506 | 8,344 | - |
| 3,060 | 20,576 | 41,133 | 1,139,018 | - | - |
| - | - | - | 593,605 | - | - |
| - | - | - | 2,383,916 | - | - |
| - | - | - | 1,198,206 | - | - |
| - | - | - | 49,535 | - | - |
| - | - | - | 357,120 | - | - |
| - | - | - | 1,900,062 | - | - |
| 1,940 | - | - | 2,811,541 | - | - |
| - | - | - | - | 310,000 | - |
| - | - | - | - | 35,684 | - |
| 5,000 | 20,576 | 41,133 | 10,547,509 | 354,028 | - |
| - | (7,755) | 28,160 | 320,714 | 10,484 | 2 |
| - | - | - | 149,977 | 2,543 | - |
| - | - | - | (91,491) | - | - |
| - | - | - | 58,486 | 2,543 | - |
| - | (7,755) | 28,160 | 379,200 | 13,027 | 2 |
| 427 | 20,922 | 3,768 | 20,098,156 | 652,129 | 875 |
| \$ 427 | \$ 13,167 | \$ 31,928 | \$ 20,477,356 | \$ 665,156 | \$ 877 |

FLAGLER COUNTY, FLORIDA
COMBINING STATEMENT OF REVENUES,
EXPENDITURES AND CHANGES IN FUND BALANCES
NONMAJOR GOVERNMENTAL FUNDS
FOR THE YEAR ENDED SEPTEMBER 30, 2012

Debt Service Funds (Continued)

| | ESL Bond Sinking | Capital Construction GO Issue | ESL 2008 Referendum | Total |
|---|---------------------|-------------------------------------|------------------------|---------------------|
| REVENUES | | | | |
| Taxes | \$ 577,928 | \$ 1,957,943 | \$ 1,013,747 | \$ 3,549,618 |
| Special assessments/Impact fees | - | - | - | 362,592 |
| Licenses and permits | - | - | - | - |
| Intergovernmental | - | - | - | - |
| Charges for services | - | - | - | - |
| Fines and forfeitures | - | - | - | - |
| Miscellaneous revenue | - | - | - | - |
| Investment income | 1,697 | 1,086 | 1,135 | 5,840 |
| TOTAL REVENUES | 579,625 | 1,959,029 | 1,014,882 | 3,918,050 |
| EXPENDITURES | | | | |
| Current | | | | |
| General government | 581 | 454 | 427 | 9,806 |
| Public safety | - | - | - | - |
| Physical environment | - | - | - | - |
| Transportation | - | - | - | - |
| Economic environment | - | - | - | - |
| Human services | - | - | - | - |
| Culture and recreation | - | - | - | - |
| Court related | - | - | - | - |
| Capital Outlay | - | - | - | - |
| Debt service | | | | |
| Principal retirement | 545,000 | 720,000 | 345,000 | 1,920,000 |
| Interest and fiscal charges | 125,144 | 1,260,028 | 682,290 | 2,103,146 |
| TOTAL EXPENDITURES | 670,725 | 1,980,482 | 1,027,717 | 4,032,952 |
| EXCESS OF REVENUES OVER (UNDER) EXPENDITURES | (91,100) | (21,453) | (12,835) | (114,902) |
| OTHER FINANCING SOURCES (USES) | | | | |
| Transfers in | - | - | - | 2,543 |
| Transfers out | - | - | - | - |
| TOTAL OTHER FINANCING SOURCES (USES) | - | - | - | 2,543 |
| NET CHANGE IN FUND BALANCES | (91,100) | (21,453) | (12,835) | (112,359) |
| FUND BALANCES (DEFICITS), BEGINNING OF YEAR | 604,393 | 66,732 | 489,703 | 1,813,832 |
| FUND BALANCES (DEFICITS), END OF YEAR | \$ 513,293 | \$ 45,279 | \$ 476,868 | \$ 1,701,473 |

Capital Projects Funds

| Beach Front Parks | Park Maintenance Trust | Capital Projects | Capital Projects New | 2008 ESL Referendum | Total | Total Non-Major Governmental Funds |
|------------------------------|---------------------------------------|-----------------------------|-------------------------------------|--------------------------------|---------------------|---|
| \$ - | \$ - | \$ - | \$ - | \$ - | \$ - | \$ 5,949,798 |
| - | - | - | - | - | - | 787,783 |
| - | - | - | - | - | - | 384,670 |
| - | - | - | - | - | - | 6,184,906 |
| - | - | - | - | - | - | 632,374 |
| - | - | - | - | - | - | 671,991 |
| - | - | - | - | - | - | 117,842 |
| 2,802 | 2,091 | 30 | - | 3,015 | 7,938 | 64,847 |
| <u>2,802</u> | <u>2,091</u> | <u>30</u> | <u>-</u> | <u>3,015</u> | <u>7,938</u> | <u>14,794,211</u> |
| - | 388 | 183 | - | - | 571 | 124,883 |
| - | - | - | - | - | - | 1,139,018 |
| - | - | - | - | 120,895 | 120,895 | 714,500 |
| - | - | - | - | - | - | 2,383,916 |
| - | - | - | - | - | - | 1,198,206 |
| - | - | - | - | - | - | 49,535 |
| 1,149 | 10,040 | - | - | 1,079 | 12,268 | 369,388 |
| - | - | - | - | - | - | 1,900,062 |
| 9,467 | - | 219,866 | - | - | 229,333 | 3,040,874 |
| - | - | - | - | 1,000,000 | 1,000,000 | 2,920,000 |
| - | - | - | - | 84,256 | 84,256 | 2,187,402 |
| <u>10,616</u> | <u>10,428</u> | <u>220,049</u> | <u>-</u> | <u>1,206,230</u> | <u>1,447,323</u> | <u>16,027,784</u> |
| <u>(7,814)</u> | <u>(8,337)</u> | <u>(220,019)</u> | <u>-</u> | <u>(1,203,215)</u> | <u>(1,439,385)</u> | <u>(1,233,573)</u> |
| - | - | - | - | - | - | 152,520 |
| - | - | (6,779) | (57,190) | - | (63,969) | (155,460) |
| - | - | (6,779) | (57,190) | - | (63,969) | (2,940) |
| (7,814) | (8,337) | (226,798) | (57,190) | (1,203,215) | (1,503,354) | (1,236,513) |
| <u>1,127,444</u> | <u>844,763</u> | <u>226,798</u> | <u>57,190</u> | <u>1,849,503</u> | <u>4,105,698</u> | <u>26,017,686</u> |
| <u>\$ 1,119,630</u> | <u>\$ 836,426</u> | <u>\$ -</u> | <u>\$ -</u> | <u>\$ 646,288</u> | <u>\$ 2,602,344</u> | <u>\$ 24,781,173</u> |

FLAGLER COUNTY, FLORIDA
STATEMENT OF REVENUES, EXPENDITURES, AND CHANGES
IN FUND BALANCES- BUDGET and ACTUAL- CAPITAL CONSTRUCTION FUND
FOR THE YEAR ENDED SEPTEMBER 30, 2012

| | <u>Budgeted Amounts</u> | | | Variance With Final Budget - Positive (Negative) |
|---|-------------------------|--------------------|---------------------------|---|
| | <u>Original</u> | <u>Final</u> | <u>Actual Amounts</u> | |
| REVENUES | | | | |
| Taxes | \$ 1,361,944 | \$ 1,361,944 | \$ 1,437,443 | \$ 75,499 |
| Intergovernmental | 1,397,104 | 1,397,104 | 1,434,641 | 37,537 |
| Investment income | 10,000 | 10,000 | 7,868 | (2,132) |
| TOTAL REVENUES | <u>2,769,048</u> | <u>2,769,048</u> | <u>2,879,952</u> | <u>110,904</u> |
| EXPENDITURES | | | | |
| Current | | | | |
| General government | 4,000 | 4,000 | 2,757 | 1,243 |
| Debt service | | | | |
| Principal retirement | 5,995,582 | 5,995,582 | 1,365,000 | 4,630,582 |
| Interest and fiscal charges | 1,240,488 | 1,240,488 | 1,240,238 | 250 |
| TOTAL EXPENDITURES | <u>7,240,070</u> | <u>7,240,070</u> | <u>2,607,995</u> | <u>4,632,075</u> |
| EXCESS OF REVENUES OVER (UNDER) EXPENDITURES | <u>(4,471,022)</u> | <u>(4,471,022)</u> | <u>271,957</u> | <u>4,742,979</u> |
| FUND BALANCES, BEGINNING OF YEAR | <u>4,471,022</u> | <u>4,471,022</u> | <u>4,717,346</u> | <u>246,324</u> |
| FUND BALANCES, END OF YEAR | <u>\$ -</u> | <u>\$ -</u> | <u>\$ 4,989,303</u> | <u>\$ 4,989,303</u> |

FLAGLER COUNTY, FLORIDA
SCHEDULE OF REVENUES, EXPENDITURES, AND CHANGES
IN FUND BALANCES- BUDGET and ACTUAL- COUNTY TRANSPORTATION TRUST
FOR THE YEAR ENDED SEPTEMBER 30, 2012

| | Budgeted Amounts | | | Variance With Final Budget - Positive (Negative) |
|---|------------------|------------------|-------------------|---|
| | Original | Final | Actual Amounts | |
| REVENUES | | | | |
| Taxes | \$ 766,359 | \$ 766,359 | \$ 766,171 | \$ (188) |
| Intergovernmental | 821,366 | 821,366 | 715,196 | (106,170) |
| Charges for services | 213,600 | 213,600 | 364,203 | 150,603 |
| Miscellaneous revenue | 5,500 | 5,500 | 9,678 | 4,178 |
| Investment income | 694 | 694 | 886 | 192 |
| TOTAL REVENUES | <u>1,807,519</u> | <u>1,807,519</u> | <u>1,856,134</u> | <u>48,615</u> |
| EXPENDITURES | | | | |
| Current | | | | |
| Transportation | 2,285,743 | 2,127,547 | 1,711,913 | 415,634 |
| Capital outlay | 228,300 | 386,696 | 386,682 | 14 |
| TOTAL EXPENDITURES | <u>2,514,043</u> | <u>2,514,243</u> | <u>2,098,595</u> | <u>415,648</u> |
| EXCESS OF REVENUES OVER (UNDER) EXPENDITURES | (706,524) | (706,724) | (242,461) | 464,263 |
| OTHER FINANCING SOURCES (USES) | | | | |
| Transfers in | - | 200 | 182 | (18) |
| NET CHANGE IN FUND BALANCES | (706,524) | (706,524) | (242,279) | 464,245 |
| FUND BALANCES, BEGINNING OF YEAR | 706,524 | 706,524 | 828,625 | 122,101 |
| FUND BALANCES, END OF YEAR | <u>\$ -</u> | <u>\$ -</u> | <u>\$ 586,346</u> | <u>\$ 586,346</u> |

FLAGLER COUNTY, FLORIDA
SCHEDULE OF REVENUES, EXPENDITURES, AND CHANGES
IN FUND BALANCES- BUDGET and ACTUAL- LEGAL AID
FOR THE YEAR ENDED SEPTEMBER 30, 2012

| | Budgeted Amounts | | | Variance With Final Budget - Positive (Negative) |
|---|------------------|-----------|-------------------|---|
| | Original | Final | Actual Amounts | |
| REVENUES | | | | |
| Fines and forfeitures | \$ 17,000 | \$ 17,000 | \$ 16,907 | \$ (93) |
| Investment income | 10 | 10 | 29 | 19 |
| TOTAL REVENUES | 17,010 | 17,010 | 16,936 | (74) |
| EXPENDITURES | | | | |
| Current | | | | |
| Human services | 45,254 | 45,254 | 45,138 | 116 |
| EXCESS OF REVENUES OVER (UNDER) EXPENDITURES | (28,244) | (28,244) | (28,202) | 42 |
| OTHER FINANCING SOURCES (USES) | | | | |
| Transfers in | 26,526 | 26,526 | 26,526 | - |
| NET CHANGE IN FUND BALANCES | (1,718) | (1,718) | (1,676) | 42 |
| FUND BALANCES, BEGINNING OF YEAR | 1,718 | 1,718 | 7,249 | 5,531 |
| FUND BALANCES, END OF YEAR | \$ - | \$ - | \$ 5,573 | \$ 5,573 |

FLAGLER COUNTY, FLORIDA
SCHEDULE OF REVENUES, EXPENDITURES, AND CHANGES
IN FUND BALANCES- BUDGET and ACTUAL- LAW ENFORCEMENT TRUST
FOR THE YEAR ENDED SEPTEMBER 30, 2012

| | <u>Budgeted Amounts</u> | | | Variance With Final Budget - Positive (Negative) |
|---|-------------------------|--------------|---------------------------|---|
| | <u>Original</u> | <u>Final</u> | <u>Actual Amounts</u> | |
| REVENUES | | | | |
| Fines and forfeitures | \$ 50,000 | \$ 50,000 | \$ 56,582 | \$ 6,582 |
| Investment income | 250 | 250 | 225 | (25) |
| TOTAL REVENUES | 50,250 | 50,250 | 56,807 | 6,557 |
| EXPENDITURES | | | | |
| Current | | | | |
| Public safety | 305,242 | 305,242 | 52,857 | 252,385 |
| EXCESS OF REVENUES OVER (UNDER) EXPENDITURES | (254,992) | (254,992) | 3,950 | 258,942 |
| FUND BALANCES, BEGINNING OF YEAR | 254,992 | 254,992 | 126,272 | (128,720) |
| FUND BALANCES, END OF YEAR | <u>\$ -</u> | <u>\$ -</u> | <u>\$ 130,222</u> | <u>\$ 130,222</u> |

FLAGLER COUNTY, FLORIDA
SCHEDULE OF REVENUES, EXPENDITURES, AND CHANGES
IN FUND BALANCES- BUDGET and ACTUAL- LAW LIBRARY
FOR THE YEAR ENDED SEPTEMBER 30, 2012

| | <u>Budgeted Amounts</u> | | | Variance With Final Budget - Positive (Negative) |
|---|-------------------------|--------------|---------------------------|---|
| | <u>Original</u> | <u>Final</u> | <u>Actual Amounts</u> | |
| REVENUES | | | | |
| Fines and forfeitures | \$ 18,156 | \$ 18,156 | \$ 17,096 | \$ (1,060) |
| Miscellaneous revenue | - | - | 81 | 81 |
| Investment income | - | - | 63 | 63 |
| TOTAL REVENUES | 18,156 | 18,156 | 17,240 | (916) |
| EXPENDITURES | | | | |
| Current | | | | |
| Court related | 29,202 | 29,202 | 18,987 | 10,215 |
| EXCESS OF REVENUES OVER (UNDER) EXPENDITURES | (11,046) | (11,046) | (1,747) | 9,299 |
| FUND BALANCES, BEGINNING OF YEAR | 11,046 | 11,046 | 20,857 | 9,811 |
| FUND BALANCES, END OF YEAR | <u>\$ -</u> | <u>\$ -</u> | <u>\$ 19,110</u> | <u>\$ 19,110</u> |

FLAGLER COUNTY, FLORIDA
SCHEDULE OF REVENUES, EXPENDITURES, AND CHANGES
IN FUND BALANCES- BUDGET and ACTUAL- COURT FACILITIES
FOR THE YEAR ENDED SEPTEMBER 30, 2012

| | <u>Budgeted Amounts</u> | | | Variance With Final Budget - Positive (Negative) |
|---|-------------------------|--------------|---------------------------|---|
| | <u>Original</u> | <u>Final</u> | <u>Actual Amounts</u> | |
| REVENUES | | | | |
| Fines and forfeitures | \$ 200,000 | \$ 200,000 | \$ 221,846 | \$ 21,846 |
| Investment income | 2,400 | 2,400 | 2,727 | 327 |
| TOTAL REVENUES | 202,400 | 202,400 | 224,573 | 22,173 |
| EXPENDITURES | | | | |
| Current | | | | |
| Court related | 1,070,176 | 1,070,176 | 59,088 | 1,011,088 |
| EXCESS OF REVENUES OVER (UNDER) EXPENDITURES | (867,776) | (867,776) | 165,485 | 1,033,261 |
| OTHER FINANCING SOURCES (USES) | | | | |
| Transfers out | - | (3) | (3) | - |
| NET CHANGE IN FUND BALANCES | (867,776) | (867,779) | 165,482 | 1,033,261 |
| FUND BALANCES, BEGINNING OF YEAR | 867,776 | 867,779 | 942,318 | 74,539 |
| FUND BALANCES, END OF YEAR | <u>\$ -</u> | <u>\$ -</u> | <u>\$ 1,107,800</u> | <u>\$ 1,107,800</u> |

FLAGLER COUNTY, FLORIDA
SCHEDULE OF REVENUES, EXPENDITURES, AND CHANGES
IN FUND BALANCES- BUDGET and ACTUAL- TOURIST DEVELOPMENT- CAPITAL
FOR THE YEAR ENDED SEPTEMBER 30, 2012

| | <u>Budgeted Amounts</u> | | | Variance With Final Budget - Positive (Negative) |
|---|-------------------------|------------------|---------------------------|---|
| | <u>Original</u> | <u>Final</u> | <u>Actual Amounts</u> | |
| REVENUES | | | | |
| Taxes | \$ 289,607 | \$ 289,607 | \$ 353,024 | \$ 63,417 |
| Investment income | 3,745 | 3,745 | 3,188 | (557) |
| TOTAL REVENUES | <u>293,352</u> | <u>293,352</u> | <u>356,212</u> | <u>62,860</u> |
| EXPENDITURES | | | | |
| Current | | | | |
| Culture and recreation | 105,470 | 1,466,551 | 305,988 | 1,160,563 |
| Capital Outlay | <u>1,353,374</u> | <u>-</u> | <u>-</u> | <u>-</u> |
| TOTAL EXPENDITURES | <u>1,458,844</u> | <u>1,466,551</u> | <u>305,988</u> | <u>1,160,563</u> |
| EXCESS OF REVENUES OVER (UNDER) EXPENDITURES | (1,165,492) | (1,173,199) | 50,224 | 1,223,423 |
| OTHER FINANCING SOURCES (USES) | | | | |
| Transfers out | <u>(150,000)</u> | <u>(150,000)</u> | <u>-</u> | <u>150,000</u> |
| NET CHANGE IN FUND BALANCES | (1,315,492) | (1,323,199) | 50,224 | 1,373,423 |
| FUND BALANCES, BEGINNING OF YEAR | <u>1,315,492</u> | <u>1,323,199</u> | <u>1,337,867</u> | <u>14,668</u> |
| FUND BALANCES, END OF YEAR | <u>\$ -</u> | <u>\$ -</u> | <u>\$ 1,388,091</u> | <u>\$ 1,388,091</u> |

FLAGLER COUNTY, FLORIDA
SCHEDULE OF REVENUES, EXPENDITURES, AND CHANGES
IN FUND BALANCES- BUDGET and ACTUAL- TOURIST DEVELOPMENT- PROMOTION
FOR THE YEAR ENDED SEPTEMBER 30, 2012

| | <u>Budgeted Amounts</u> | | | Variance With Final Budget - Positive (Negative) |
|---|-------------------------|--------------|---------------------------|---|
| | <u>Original</u> | <u>Final</u> | <u>Actual Amounts</u> | |
| REVENUES | | | | |
| Taxes | \$ 852,731 | \$ 852,731 | \$ 1,039,458 | \$ 186,727 |
| Investment income | 2,661 | 2,661 | 2,270 | (391) |
| TOTAL REVENUES | 855,392 | 855,392 | 1,041,728 | 186,336 |
| EXPENDITURES | | | | |
| Current | | | | |
| Economic environment | 1,517,321 | 1,687,314 | 769,568 | 917,746 |
| EXCESS OF REVENUES OVER (UNDER) EXPENDITURES | (661,929) | (831,922) | 272,160 | 1,104,082 |
| FUND BALANCES, BEGINNING OF YEAR | 661,929 | 831,922 | 873,295 | 41,373 |
| FUND BALANCES, END OF YEAR | \$ - | \$ - | \$ 1,145,455 | \$ 1,145,455 |

FLAGLER COUNTY, FLORIDA
SCHEDULE OF REVENUES, EXPENDITURES, AND CHANGES
IN FUND BALANCES- BUDGET and ACTUAL- TOURIST DEVELOPMENT- BEACH RESTORATION
FOR THE YEAR ENDED SEPTEMBER 30, 2012

| | Budgeted Amounts | | | Variance With Final Budget - Positive (Negative) |
|---|------------------|------------|-------------------|---|
| | Original | Final | Actual Amounts | |
| REVENUES | | | | |
| Taxes | \$ 144,803 | \$ 144,803 | \$ 176,512 | \$ 31,709 |
| Intergovernmental | 42,300 | 42,300 | - | (42,300) |
| Investment income | 2,668 | 2,668 | 1,942 | (726) |
| TOTAL REVENUES | 189,771 | 189,771 | 178,454 | (11,317) |
| EXPENDITURES | | | | |
| Current | | | | |
| Physical environment | 960,597 | 1,053,164 | 578,959 | 474,205 |
| EXCESS OF REVENUES OVER (UNDER) EXPENDITURES | (770,826) | (863,393) | (400,505) | 462,888 |
| FUND BALANCES, BEGINNING OF YEAR | 770,826 | 863,393 | 872,884 | 9,491 |
| FUND BALANCES, END OF YEAR | \$ - | \$ - | \$ 472,379 | \$ 472,379 |

FLAGLER COUNTY, FLORIDA
SCHEDULE OF REVENUES, EXPENDITURES, AND CHANGES
IN FUND BALANCES- BUDGET and ACTUAL- ENVIRONMENTALLY SENSITIVE LANDS
FOR THE YEAR ENDED SEPTEMBER 30, 2012

| | <u>Budgeted Amounts</u> | | | Variance With Final Budget - Positive (Negative) |
|---|-------------------------|--------------|---------------------------|---|
| | <u>Original</u> | <u>Final</u> | <u>Actual Amounts</u> | |
| REVENUES | | | | |
| Investment income | \$ - | \$ - | \$ 1,620 | \$ 1,620 |
| EXPENDITURES | | | | |
| Current | | | | |
| Physical environment | - | 5,800 | 5,609 | 191 |
| Capital outlay | | 645,617 | - | 645,617 |
| TOTAL EXPENDITURES | - | 651,417 | 5,609 | 645,808 |
| EXCESS OF REVENUES OVER (UNDER) EXPENDITURES | - | (651,417) | (3,989) | 647,428 |
| OTHER FINANCING SOURCES (USES) | | | | |
| Transfers out | - | (35,482) | (35,482) | - |
| NET CHANGE IN FUND BALANCES | - | (686,899) | (39,471) | 647,428 |
| FUND BALANCES, BEGINNING OF YEAR | - | 686,899 | 686,895 | (4) |
| FUND BALANCES, END OF YEAR | <u>\$ -</u> | <u>\$ -</u> | <u>\$ 647,424</u> | <u>\$ 647,424</u> |

FLAGLER COUNTY, FLORIDA
SCHEDULE OF REVENUES, EXPENDITURES, AND CHANGES
IN FUND BALANCES- BUDGET and ACTUAL- ENVIRONMENTALLY SENSITIVE LANDS - 2008 REFERENDUM
FOR THE YEAR ENDED SEPTEMBER 30, 2012

| | <u>Budgeted Amounts</u> | | | Variance With Final Budget - Positive (Negative) |
|---|-------------------------|------------------|---------------------------|---|
| | <u>Original</u> | <u>Final</u> | <u>Actual Amounts</u> | |
| REVENUES | | | | |
| Taxes | \$ - | \$ - | \$ 2,575 | \$ 2,575 |
| Intergovernmental | - | 150,310 | 150,310 | - |
| Investment income | 235,310 | - | 2,739 | 2,739 |
| TOTAL REVENUES | <u>235,310</u> | <u>150,310</u> | <u>155,624</u> | <u>5,314</u> |
| EXPENDITURES | | | | |
| Current | | | | |
| Physical environment | 731,810 | 306,660 | 9,037 | 297,623 |
| Culture and recreation | 40,000 | 90,000 | 50,800 | 39,200 |
| Capital outlay | 645,807 | 945,957 | 178,679 | 767,278 |
| TOTAL EXPENDITURES | <u>1,417,617</u> | <u>1,342,617</u> | <u>238,516</u> | <u>1,104,101</u> |
| EXCESS OF REVENUES OVER (UNDER) EXPENDITURES | (1,182,307) | (1,192,307) | (82,892) | 1,109,415 |
| FUND BALANCES, BEGINNING OF YEAR | <u>1,182,307</u> | <u>1,192,307</u> | <u>1,187,615</u> | <u>(4,692)</u> |
| FUND BALANCES, END OF YEAR | <u>\$ -</u> | <u>\$ -</u> | <u>\$ 1,104,723</u> | <u>\$ 1,104,723</u> |

FLAGLER COUNTY, FLORIDA
SCHEDULE OF REVENUES, EXPENDITURES, AND CHANGES
IN FUND BALANCES- BUDGET and ACTUAL- UTILITY REGULATORY AUTHORITY
FOR THE YEAR ENDED SEPTEMBER 30, 2012

| | <u>Budgeted Amounts</u> | | | Variance With Final Budget - Positive (Negative) |
|---|-------------------------|---------------|---------------------------|---|
| | <u>Original</u> | <u>Final</u> | <u>Actual Amounts</u> | |
| REVENUES | | | | |
| Investment income | \$ 30 | \$ 30 | \$ 70 | \$ 40 |
| EXPENDITURES | | | | |
| Current | | | | |
| Physical environment | <u>21,286</u> | <u>21,286</u> | <u>-</u> | <u>21,286</u> |
| EXCESS OF REVENUES OVER (UNDER) EXPENDITURES | (21,256) | (21,256) | 70 | 21,326 |
| FUND BALANCES, BEGINNING OF YEAR | <u>21,256</u> | <u>21,256</u> | <u>21,437</u> | <u>181</u> |
| FUND BALANCES, END OF YEAR | <u>\$ -</u> | <u>\$ -</u> | <u>\$ 21,507</u> | <u>\$ 21,507</u> |

FLAGLER COUNTY, FLORIDA
SCHEDULE OF REVENUES, EXPENDITURES, AND CHANGES
IN FUND BALANCES- BUDGET and ACTUAL-
CONSTITUTIONAL GAS TAX FUND
FOR THE YEAR ENDED SEPTEMBER 30, 2012

| | <u>Budgeted Amounts</u> | | | Variance With Final Budget - Positive (Negative) |
|---|-------------------------|-------------------|---------------------------|---|
| | <u>Original</u> | <u>Final</u> | <u>Actual Amounts</u> | |
| REVENUES | | | | |
| Intergovernmental | \$ 10,943,214 | 11,199,836 | \$ 2,453,485 | \$ (8,746,351) |
| Investment income | 2,000 | 2,000 | 5,538 | 3,538 |
| TOTAL REVENUES | <u>10,945,214</u> | <u>11,201,836</u> | <u>2,459,023</u> | <u>(8,742,813)</u> |
| EXPENDITURES | | | | |
| Current | | | | |
| Transportation | 126,569 | 272,756 | 197,141 | 75,615 |
| Capital Outlay | 12,468,771 | 12,618,656 | 1,703,353 | 10,915,303 |
| TOTAL EXPENDITURES | <u>12,595,340</u> | <u>12,891,412</u> | <u>1,900,494</u> | <u>10,990,918</u> |
| EXCESS OF REVENUES OVER (UNDER) EXPENDITURES | (1,650,126) | (1,689,576) | 558,529 | 2,248,105 |
| FUND BALANCES, BEGINNING OF YEAR | <u>1,650,126</u> | <u>1,689,576</u> | <u>2,237,996</u> | <u>548,420</u> |
| FUND BALANCES, END OF YEAR | <u>\$ -</u> | <u>\$ -</u> | <u>\$ 2,796,525</u> | <u>\$ 2,796,525</u> |

FLAGLER COUNTY, FLORIDA
SCHEDULE OF REVENUES, EXPENDITURES, AND CHANGES
IN FUND BALANCES- BUDGET and ACTUAL- TRANSPORTATION IMPACT FEES EAST
FOR THE YEAR ENDED SEPTEMBER 30, 2012

| | <u>Budgeted Amounts</u> | | | Variance With Final Budget - Positive (Negative) |
|---|-------------------------|--------------|---------------------------|---|
| | <u>Original</u> | <u>Final</u> | <u>Actual Amounts</u> | |
| REVENUES | | | | |
| Intergovernmental | \$ 25,125 | \$ 25,125 | \$ 755 | \$ (24,370) |
| Investment income | 3,500 | 3,500 | 7,015 | 3,515 |
| TOTAL REVENUES | 28,625 | 28,625 | 7,770 | (20,855) |
| EXPENDITURES | | | | |
| Current | | | | |
| Transportation | 2,449,923 | 2,449,923 | 2,006 | 2,447,917 |
| EXCESS OF REVENUES OVER (UNDER) EXPENDITURES | (2,421,298) | (2,421,298) | 5,764 | 2,427,062 |
| FUND BALANCES, BEGINNING OF YEAR | 2,421,298 | 2,421,298 | 2,680,196 | 258,898 |
| FUND BALANCES, END OF YEAR | <u>\$ -</u> | <u>\$ -</u> | <u>\$ 2,685,960</u> | <u>\$ 2,685,960</u> |

FLAGLER COUNTY, FLORIDA
SCHEDULE OF REVENUES, EXPENDITURES, AND CHANGES
IN FUND BALANCES- BUDGET and ACTUAL- TRANSPORTATION IMPACT FEES- WEST
FOR THE YEAR ENDED SEPTEMBER 30, 2012

| | <u>Budgeted Amounts</u> | | | Variance With Final Budget - Positive (Negative) |
|---|-------------------------|--------------|---------------------------|---|
| | <u>Original</u> | <u>Final</u> | <u>Actual Amounts</u> | |
| REVENUES | | | | |
| Special assessments | \$ 16,740 | \$ 16,740 | \$ 20,924 | \$ 4,184 |
| Investment income | 100 | 100 | 343 | 243 |
| TOTAL REVENUES | 16,840 | 16,840 | 21,267 | 4,427 |
| EXPENDITURES | | | | |
| Current | | | | |
| Transportation | 123,371 | 123,371 | 123 | 123,248 |
| EXCESS OF REVENUES OVER (UNDER) EXPENDITURES | (106,531) | (106,531) | 21,144 | 127,675 |
| FUND BALANCES, BEGINNING OF YEAR | 106,531 | 106,531 | 109,647 | 3,116 |
| FUND BALANCES, END OF YEAR | <u>\$ -</u> | <u>\$ -</u> | <u>\$ 130,791</u> | <u>\$ 130,791</u> |

FLAGLER COUNTY, FLORIDA
SCHEDULE OF REVENUES, EXPENDITURES, AND CHANGES
IN FUND BALANCES- BUDGET and ACTUAL- TRANSPORTATION IMPACT FEES- PALM COAST
FOR THE YEAR ENDED SEPTEMBER 30, 2012

| | <u>Budgeted Amounts</u> | | | Variance With Final Budget - Positive (Negative) |
|---|-------------------------|--------------------|---------------------------|---|
| | <u>Original</u> | <u>Final</u> | <u>Actual Amounts</u> | |
| REVENUES | | | | |
| Intergovernmental | \$ 398,587 | \$ 408,755 | \$ 137,710 | \$ (271,045) |
| Investment income | 18,000 | 18,000 | 10,625 | (7,375) |
| TOTAL REVENUES | <u>416,587</u> | <u>426,755</u> | <u>148,335</u> | <u>(278,420)</u> |
| EXPENDITURES | | | | |
| Current | | | | |
| Transportation | 15,700 | 715,700 | 160,937 | 554,763 |
| Capital outlay | 4,629,107 | 3,938,767 | 152,288 | 3,786,479 |
| TOTAL EXPENDITURES | <u>4,644,807</u> | <u>4,654,467</u> | <u>313,225</u> | <u>4,341,242</u> |
| EXCESS OF REVENUES OVER (UNDER) EXPENDITURES | <u>(4,228,220)</u> | <u>(4,227,712)</u> | <u>(164,890)</u> | <u>4,062,822</u> |
| FUND BALANCES, BEGINNING OF YEAR | <u>4,228,220</u> | <u>4,227,712</u> | <u>4,242,714</u> | <u>15,002</u> |
| FUND BALANCES, END OF YEAR | <u>\$ -</u> | <u>\$ -</u> | <u>\$ 4,077,824</u> | <u>\$ 4,077,824</u> |

FLAGLER COUNTY, FLORIDA
SCHEDULE OF REVENUES, EXPENDITURES, AND CHANGES
IN FUND BALANCES- BUDGET and ACTUAL- NEW TRANSPORTATION IMPACT FEES- EAST
FOR THE YEAR ENDED SEPTEMBER 30, 2012

| | <u>Budgeted Amounts</u> | | | Variance With Final Budget - Positive (Negative) |
|---|-------------------------|--------------|---------------------------|---|
| | <u>Original</u> | <u>Final</u> | <u>Actual Amounts</u> | |
| REVENUES | | | | |
| Special assessments | \$ 148,000 | \$ 148,000 | \$ 117,013 | \$ (30,987) |
| Investment income | 100 | 100 | 1,841 | 1,741 |
| TOTAL REVENUES | 148,100 | 148,100 | 118,854 | (29,246) |
| EXPENDITURES | | | | |
| Current | | | | |
| Transportation | 621,062 | 621,062 | 406 | 620,656 |
| EXCESS OF REVENUES OVER (UNDER) EXPENDITURES | (472,962) | (472,962) | 118,448 | 591,410 |
| FUND BALANCES, BEGINNING OF YEAR | 472,962 | 472,962 | 649,193 | 176,231 |
| FUND BALANCES, END OF YEAR | <u>\$ -</u> | <u>\$ -</u> | <u>\$ 767,641</u> | <u>\$ 767,641</u> |

FLAGLER COUNTY, FLORIDA
SCHEDULE OF REVENUES, EXPENDITURES, AND CHANGES
IN FUND BALANCES- BUDGET and ACTUAL- PARK IMPACT FEES
FOR THE YEAR ENDED SEPTEMBER 30, 2012

| | Budgeted Amounts | | | Variance With Final Budget - Positive (Negative) |
|---|------------------|----------------|-------------------|---|
| | Original | Final | Actual Amounts | |
| REVENUES | | | | |
| Special assessments | \$ 10,947 | \$ 14,221 | \$ 22,406 | \$ 8,185 |
| Intergovernmental | 663,458 | 395,308 | 2,528 | (392,780) |
| Investment income | 735 | 735 | 322 | (413) |
| TOTAL REVENUES | <u>675,140</u> | <u>410,264</u> | <u>25,256</u> | <u>(385,008)</u> |
| EXPENDITURES | | | | |
| Current | | | | |
| Culture and recreation | 240,003 | 52,049 | 332 | 51,717 |
| Capital outlay | 535,893 | 487,033 | 53,170 | 433,863 |
| TOTAL EXPENDITURES | <u>775,896</u> | <u>539,082</u> | <u>53,502</u> | <u>485,580</u> |
| EXCESS OF REVENUES OVER (UNDER) EXPENDITURES | (100,756) | (128,818) | (28,246) | 100,572 |
| OTHER FINANCING SOURCES (USES) | | | | |
| Transfers in | 16,000 | 16,000 | 16,000 | - |
| NET CHANGE IN FUND BALANCES | (84,756) | (112,818) | (12,246) | 100,572 |
| FUND BALANCES, BEGINNING OF YEAR | <u>84,756</u> | <u>112,818</u> | <u>115,774</u> | <u>2,956</u> |
| FUND BALANCES, END OF YEAR | <u>\$ -</u> | <u>\$ -</u> | <u>\$ 103,528</u> | <u>\$ 103,528</u> |

FLAGLER COUNTY, FLORIDA
SCHEDULE OF REVENUES, EXPENDITURES, AND CHANGES
IN FUND BALANCES- BUDGET and ACTUAL- ECONOMIC DEVELOPMENT
FOR THE YEAR ENDED SEPTEMBER 30, 2012

| | <u>Budgeted Amounts</u> | | | Variance With Final Budget - Positive (Negative) |
|---|-------------------------|----------------|---------------------------|---|
| | <u>Original</u> | <u>Final</u> | <u>Actual Amounts</u> | |
| REVENUES | | | | |
| Investment income | \$ - | \$ - | \$ 438 | \$ 438 |
| EXPENDITURES | | | | |
| Current | | | | |
| Economic environment | <u>236,184</u> | <u>236,184</u> | <u>1,156</u> | <u>235,028</u> |
| EXCESS OF REVENUES OVER (UNDER) EXPENDITURES | (236,184) | (236,184) | (718) | 235,466 |
| FUND BALANCES, BEGINNING OF YEAR | <u>236,184</u> | <u>236,184</u> | <u>234,204</u> | <u>(1,980)</u> |
| FUND BALANCES, END OF YEAR | <u>\$ -</u> | <u>\$ -</u> | <u>\$ 233,486</u> | <u>\$ 233,486</u> |

FLAGLER COUNTY, FLORIDA
SCHEDULE OF REVENUES, EXPENDITURES, AND CHANGES
IN FUND BALANCES- BUDGET and ACTUAL- STATE HOUSING INITIATIVE
FOR THE YEAR ENDED SEPTEMBER 30, 2012

| | <u>Budgeted Amounts</u> | | | Variance With Final Budget - Positive (Negative) |
|---|-------------------------|--------------|---------------------------|---|
| | <u>Original</u> | <u>Final</u> | <u>Actual Amounts</u> | |
| REVENUES | | | | |
| Intergovernmental | \$ - | \$ - | \$ 350,000 | \$ 350,000 |
| Charges for services | - | - | 893 | 893 |
| Miscellaneous revenue | - | - | 23,066 | 23,066 |
| Investment income | - | - | 470 | 470 |
| TOTAL REVENUES | - | - | 374,429 | 374,429 |
| EXPENDITURES | | | | |
| Current | | | | |
| Economic environment | 455,910 | 455,910 | 387,380 | 68,530 |
| EXCESS OF REVENUES OVER (UNDER) EXPENDITURES | (455,910) | (455,910) | (12,951) | 442,959 |
| FUND BALANCES, BEGINNING OF YEAR | 455,910 | 455,910 | 98,751 | (357,159) |
| FUND BALANCES, END OF YEAR | <u>\$ -</u> | <u>\$ -</u> | <u>\$ 85,800</u> | <u>\$ 85,800</u> |

FLAGLER COUNTY, FLORIDA
SCHEDULE OF REVENUES, EXPENDITURES, AND CHANGES
IN FUND BALANCES- BUDGET and ACTUAL- CDBG DISASTER RECOVERY
FOR THE YEAR ENDED SEPTEMBER 30, 2012

| | <u>Budgeted Amounts</u> | | | Variance With Final Budget - Positive (Negative) |
|---|-------------------------|------------------|---------------------------|---|
| | <u>Original</u> | <u>Final</u> | <u>Actual Amounts</u> | |
| REVENUES | | | | |
| Intergovernmental | \$ 795,469 | \$ 1,194,075 | \$ 237,472 | \$ (956,603) |
| EXPENDITURES | | | | |
| Capital outlay | <u>795,469</u> | <u>1,177,339</u> | <u>237,472</u> | <u>939,867</u> |
| EXCESS OF REVENUES OVER (UNDER) EXPENDITURES | - | 16,736 | - | (16,736) |
| FUND BALANCES, BEGINNING OF YEAR | <u>-</u> | <u>(16,736)</u> | <u>-</u> | <u>16,736</u> |
| FUND BALANCES, END OF YEAR | <u>\$ -</u> | <u>\$ -</u> | <u>\$ -</u> | <u>\$ -</u> |

FLAGLER COUNTY, FLORIDA
SCHEDULE OF REVENUES, EXPENDITURES, AND CHANGES
IN FUND BALANCES- BUDGET and ACTUAL- CDBG NEIGHBORHOOD STABILIZATION
FOR THE YEAR ENDED SEPTEMBER 30, 2012

| | <u>Budgeted Amounts</u> | | | Variance With Final Budget - Positive (Negative) |
|---|-------------------------|--------------|---------------------------|---|
| | <u>Original</u> | <u>Final</u> | <u>Actual Amounts</u> | |
| REVENUES | | | | |
| Intergovernmental | \$ - | \$ 1,029,844 | \$ 40,102 | \$ (989,742) |
| EXPENDITURES | | | | |
| Current | | | | |
| Economic environment | | 1,029,844 | 40,102 | 989,742 |
| EXCESS OF REVENUES OVER (UNDER) EXPENDITURES | - | - | - | - |
| FUND BALANCES, BEGINNING OF YEAR | - | - | - | - |
| FUND BALANCES, END OF YEAR | <u>\$ -</u> | <u>\$ -</u> | <u>\$ -</u> | <u>\$ -</u> |

FLAGLER COUNTY, FLORIDA
SCHEDULE OF REVENUES, EXPENDITURES, AND CHANGES
IN FUND BALANCES- BUDGET and ACTUAL- BIMINI GARDENS MUNICIPAL SERVICE
FOR THE YEAR ENDED SEPTEMBER 30, 2012

| | Budgeted Amounts | | | Variance With Final Budget - Positive (Negative) |
|---|------------------|--------------|-------------------|---|
| | Original | Final | Actual Amounts | |
| REVENUES | | | | |
| Special assessments | \$ 5,674 | \$ 5,674 | \$ 5,982 | \$ 308 |
| Investment income | - | - | 33 | 33 |
| TOTAL REVENUES | <u>5,674</u> | <u>5,674</u> | <u>6,015</u> | <u>341</u> |
| EXPENDITURES | | | | |
| Current | | | | |
| General government | 228 | 228 | 182 | 46 |
| Transportation | <u>7,057</u> | <u>7,057</u> | <u>2,206</u> | <u>4,851</u> |
| TOTAL EXPENDITURES | <u>7,285</u> | <u>7,285</u> | <u>2,388</u> | <u>4,897</u> |
| EXCESS OF REVENUES OVER (UNDER) EXPENDITURES | (1,611) | (1,611) | 3,627 | 5,238 |
| OTHER FINANCING SOURCES (USES) | | | | |
| Transfers in | <u>-</u> | <u>-</u> | <u>42</u> | <u>42</u> |
| NET CHANGE IN FUND BALANCES | (1,611) | (1,611) | 3,669 | 5,280 |
| FUND BALANCES, BEGINNING OF YEAR | <u>1,611</u> | <u>1,611</u> | <u>5,987</u> | <u>4,376</u> |
| FUND BALANCES, END OF YEAR | <u>\$ -</u> | <u>\$ -</u> | <u>\$ 9,656</u> | <u>\$ 9,656</u> |

FLAGLER COUNTY, FLORIDA
SCHEDULE OF REVENUES, EXPENDITURES, AND CHANGES
IN FUND BALANCES- BUDGET and ACTUAL- COLBERT LANE SETTLEMENT
FOR THE YEAR ENDED SEPTEMBER 30, 2012

| | Budgeted Amounts | | | Variance With Final Budget - Positive (Negative) |
|---|------------------|-------------|-------------------|---|
| | Original | Final | Actual Amounts | |
| REVENUES | | | | |
| Investment income | \$ - | \$ - | \$ - | \$ - |
| EXPENDITURES | | | | |
| Current | | | | |
| Transportation | - | - | 1 | (1) |
| EXCESS OF REVENUES OVER (UNDER) EXPENDITURES | - | - | (1) | (1) |
| OTHER FINANCING SOURCES (USES) | | | | |
| Transfers out | - | (200) | (182) | 18 |
| NET CHANGE IN FUND BALANCES | - | (200) | (183) | 17 |
| FUND BALANCES, BEGINNING OF YEAR | - | 200 | 183 | (17) |
| FUND BALANCES, END OF YEAR | <u>\$ -</u> | <u>\$ -</u> | <u>\$ -</u> | <u>\$ -</u> |

FLAGLER COUNTY, FLORIDA
SCHEDULE OF REVENUES, EXPENDITURES, AND CHANGES
IN FUND BALANCES- BUDGET and ACTUAL- ESPANOLA MOSQUITO CONTROL
FOR THE YEAR ENDED SEPTEMBER 30, 2012

| | Budgeted Amounts | | | Variance With Final Budget - Positive (Negative) |
|---|------------------|-------------|-------------------|---|
| | Original | Final | Actual Amounts | |
| REVENUES | | | | |
| Special assessments | \$ 1,335 | \$ 1,335 | \$ 1,505 | \$ 170 |
| Intergovernmental | 8,750 | 8,750 | 1,650 | (7,100) |
| Investment income | 50 | 50 | 34 | (16) |
| TOTAL REVENUES | 10,135 | 10,135 | 3,189 | (6,946) |
| EXPENDITURES | | | | |
| Current | | | | |
| Human services | 21,517 | 21,517 | 1,997 | 19,520 |
| EXCESS OF REVENUES OVER (UNDER) EXPENDITURES | (11,382) | (11,382) | 1,192 | 12,574 |
| OTHER FINANCING SOURCES (USES) | | | | |
| Transfers in | - | - | 11 | 11 |
| NET CHANGE IN FUND BALANCES | (11,382) | (11,382) | 1,203 | 12,585 |
| FUND BALANCES, BEGINNING OF YEAR | 11,382 | 11,382 | 11,187 | (195) |
| FUND BALANCES, END OF YEAR | <u>\$ -</u> | <u>\$ -</u> | <u>\$ 12,390</u> | <u>\$ 12,390</u> |

FLAGLER COUNTY, FLORIDA
SCHEDULE OF REVENUES, EXPENDITURES, AND CHANGES
IN FUND BALANCES- BUDGET and ACTUAL- RIMA RIDGE MOSQUITO CONTROL
FOR THE YEAR ENDED SEPTEMBER 30, 2012

| | Budgeted Amounts | | | Variance With Final Budget - Positive (Negative) |
|---|------------------|-------------|-------------------|---|
| | Original | Final | Actual Amounts | |
| REVENUES | | | | |
| Special assessments | \$ 2,398 | \$ 2,398 | \$ 2,443 | \$ 45 |
| Intergovernmental | 8,750 | 8,750 | 2,024 | (6,726) |
| Investment income | 100 | 100 | 65 | (35) |
| TOTAL REVENUES | 11,248 | 11,248 | 4,532 | (6,716) |
| EXPENDITURES | | | | |
| Current | | | | |
| Human services | 32,350 | 32,350 | 2,400 | 29,950 |
| EXCESS OF REVENUES OVER (UNDER) EXPENDITURES | (21,102) | (21,102) | 2,132 | 23,234 |
| OTHER FINANCING SOURCES (USES) | | | | |
| Transfers in | - | - | 65 | 65 |
| NET CHANGE IN FUND BALANCES | (21,102) | (21,102) | 2,197 | 23,299 |
| FUND BALANCES, BEGINNING OF YEAR | 21,102 | 21,102 | 20,433 | (669) |
| FUND BALANCES, END OF YEAR | <u>\$ -</u> | <u>\$ -</u> | <u>\$ 22,630</u> | <u>\$ 22,630</u> |

FLAGLER COUNTY, FLORIDA
SCHEDULE OF REVENUES, EXPENDITURES, AND CHANGES
IN FUND BALANCES- BUDGET and ACTUAL- BUILDING FUND
FOR THE YEAR ENDED SEPTEMBER 30, 2012

| | Budgeted Amounts | | | Variance With Final Budget - Positive (Negative) |
|---|------------------|------------|-------------------|---|
| | Original | Final | Actual Amounts | |
| REVENUES | | | | |
| Licenses and permits | \$ 275,970 | \$ 275,970 | \$ 384,670 | \$ 108,700 |
| Charges for services | 2,000 | 2,000 | 774 | (1,226) |
| Fines and forfeitures | 2,500 | 2,500 | 4,957 | 2,457 |
| Miscellaneous revenue | 300 | 300 | 1,857 | 1,557 |
| Investment income | 4,700 | 4,700 | 3,256 | (1,444) |
| TOTAL REVENUES | 285,470 | 285,470 | 395,514 | 110,044 |
| EXPENDITURES | | | | |
| Current | | | | |
| Public safety | 782,304 | 782,304 | 486,235 | 296,069 |
| EXCESS OF REVENUES OVER (UNDER) EXPENDITURES | (496,834) | (496,834) | (90,721) | 406,113 |
| OTHER FINANCING SOURCES (USES) | | | | |
| Transfers in | 4,000 | 4,000 | 4,000 | - |
| NET CHANGE IN FUND BALANCES | (492,834) | (492,834) | (86,721) | 406,113 |
| FUND BALANCES, BEGINNING OF YEAR | 492,834 | 492,834 | 682,730 | 189,896 |
| FUND BALANCES, END OF YEAR | \$ - | \$ - | \$ 596,009 | \$ 596,009 |

FLAGLER COUNTY, FLORIDA
SCHEDULE OF REVENUES, EXPENDITURES, AND CHANGES
IN FUND BALANCES- BUDGET and ACTUAL- DOMESTIC VIOLENCE
FOR THE YEAR ENDED SEPTEMBER 30, 2012

| | Budgeted Amounts | | | Variance With Final Budget - Positive (Negative) |
|---|------------------|----------|-------------------|---|
| | Original | Final | Actual Amounts | |
| REVENUES | | | | |
| Fines and forfeitures | \$ - | \$ 2,938 | \$ 3,166 | \$ 228 |
| Investment income | - | - | 5 | 5 |
| TOTAL REVENUES | - | 2,938 | 3,171 | 233 |
| EXPENDITURES | | | | |
| Current | | | | |
| General government | - | 500 | - | 500 |
| EXCESS OF REVENUES OVER (UNDER) EXPENDITURES | - | 2,438 | 3,171 | 733 |
| OTHER FINANCING SOURCES (USES) | | | | |
| Transfers out | - | (5,000) | (3,417) | 1,583 |
| NET CHANGE IN FUND BALANCES | - | (2,562) | (246) | 2,316 |
| FUND BALANCES, BEGINNING OF YEAR | - | 2,562 | 1,135 | (1,427) |
| FUND BALANCES, END OF YEAR | \$ - | \$ - | \$ 889 | \$ 889 |

FLAGLER COUNTY, FLORIDA
SCHEDULE OF REVENUES, EXPENDITURES, AND CHANGES
IN FUND BALANCES- BUDGET and ACTUAL- ALCOHOL AND DRUG TRUST FUND
FOR THE YEAR ENDED SEPTEMBER 30, 2012

| | <u>Budgeted Amounts</u> | | | Variance With Final Budget - Positive (Negative) |
|---|-------------------------|--------------|---------------------------|---|
| | <u>Original</u> | <u>Final</u> | <u>Actual Amounts</u> | |
| REVENUES | | | | |
| Fines and forfeitures | \$ 3,000 | \$ 3,000 | \$ 2,370 | \$ (630) |
| Investment income | 10 | 10 | 28 | 18 |
| TOTAL REVENUES | 3,010 | 3,010 | 2,398 | (612) |
| EXPENDITURES | | | | |
| Current | | | | |
| Court related | 3,145 | 3,145 | 84 | 3,061 |
| EXCESS OF REVENUES OVER (UNDER) EXPENDITURES | (135) | (135) | 2,314 | 2,449 |
| FUND BALANCES, BEGINNING OF YEAR | 135 | 135 | 7,166 | 7,031 |
| FUND BALANCES, END OF YEAR | <u>\$ -</u> | <u>\$ -</u> | <u>\$ 9,480</u> | <u>\$ 9,480</u> |

FLAGLER COUNTY, FLORIDA
SCHEDULE OF REVENUES, EXPENDITURES, AND CHANGES
IN FUND BALANCES- BUDGET and ACTUAL- COURT TECHNOLOGY
FOR THE YEAR ENDED SEPTEMBER 30, 2012

| | Budgeted Amounts | | | Variance With Final Budget - Positive (Negative) |
|---|------------------|------------|-------------------|---|
| | Original | Final | Actual Amounts | |
| REVENUES | | | | |
| Fines and forfeitures | \$ 160,500 | \$ 160,500 | \$ 204,480 | \$ 43,980 |
| Investment income | 2,800 | 2,800 | 1,752 | (1,048) |
| TOTAL REVENUES | 163,300 | 163,300 | 206,232 | 42,932 |
| EXPENDITURES | | | | |
| Current | | | | |
| Court related | 679,158 | 682,658 | 56,681 | 625,977 |
| Capital outlay | 44,428 | 40,928 | 13,278 | 27,650 |
| TOTAL EXPENDITURES | 723,586 | 723,586 | 69,959 | 653,627 |
| EXCESS OF REVENUES OVER (UNDER) EXPENDITURES | (560,286) | (560,286) | 136,273 | 696,559 |
| FUND BALANCES, BEGINNING OF YEAR | 560,286 | 560,286 | 605,669 | 45,383 |
| FUND BALANCES, END OF YEAR | \$ - | \$ - | \$ 741,942 | \$ 741,942 |

FLAGLER COUNTY, FLORIDA
SCHEDULE OF REVENUES, EXPENDITURES, AND CHANGES
IN FUND BALANCES- BUDGET and ACTUAL- JUVENILE DIVERSION
FOR THE YEAR ENDED SEPTEMBER 30, 2012

| | Budgeted Amounts | | | Variance With Final Budget - Positive (Negative) |
|---|------------------|-----------|-------------------|---|
| | Original | Budget | Actual Amounts | |
| REVENUES | | | | |
| Fines and forfeitures | \$ 19,500 | \$ 19,500 | \$ 17,127 | \$ (2,373) |
| Investment income | - | - | 18 | 18 |
| TOTAL REVENUES | 19,500 | 19,500 | 17,145 | (2,355) |
| EXPENDITURES | | | | |
| Current | | | | |
| Court related | 150 | 150 | 91 | 59 |
| EXCESS OF REVENUES OVER (UNDER) EXPENDITURES | 19,350 | 19,350 | 17,054 | (2,296) |
| OTHER FINANCING SOURCES (USES) | | | | |
| Transfers out | (33,407) | (33,407) | (33,407) | - |
| NET CHANGE IN FUND BALANCES | (14,057) | (14,057) | (16,353) | (2,296) |
| FUND BALANCES, BEGINNING OF YEAR | 14,057 | 14,057 | 16,554 | 2,497 |
| FUND BALANCES, END OF YEAR | \$ - | \$ - | \$ 201 | \$ 201 |

FLAGLER COUNTY, FLORIDA
SCHEDULE OF REVENUES, EXPENDITURES, AND CHANGES
IN FUND BALANCES- BUDGET and ACTUAL- CRIME PREVENTION
FOR THE YEAR ENDED SEPTEMBER 30, 2012

| | Budgeted Amounts | | | Variance With Final Budget - Positive (Negative) |
|---|------------------|-----------|-------------------|---|
| | Original | Final | Actual Amounts | |
| REVENUES | | | | |
| Fines and forfeitures | \$ 25,000 | \$ 25,000 | \$ 23,593 | \$ (1,407) |
| Investment income | 300 | 300 | 311 | 11 |
| TOTAL REVENUES | 25,300 | 25,300 | 23,904 | (1,396) |
| EXPENDITURES | | | | |
| Current | | | | |
| Public safety | 131,096 | 131,096 | 35,949 | 95,147 |
| EXCESS OF REVENUES OVER (UNDER) EXPENDITURES | (105,796) | (105,796) | (12,045) | 93,751 |
| OTHER FINANCING SOURCES (USES) | | | | |
| Transfers out | (19,000) | (19,000) | (19,000) | - |
| NET CHANGE IN FUND BALANCES | (124,796) | (124,796) | (31,045) | 93,751 |
| FUND BALANCES, BEGINNING OF YEAR | 124,796 | 124,796 | 131,296 | 6,500 |
| FUND BALANCES, END OF YEAR | \$ - | \$ - | \$ 100,251 | \$ 100,251 |

FLAGLER COUNTY, FLORIDA
SCHEDULE OF REVENUES, EXPENDITURES, AND CHANGES
IN FUND BALANCES- BUDGET and ACTUAL- COURT INNOVATION
FOR THE YEAR ENDED SEPTEMBER 30, 2012

| | Budgeted Amounts | | | Variance With Final Budget - Positive (Negative) |
|---|------------------|-----------|-------------------|---|
| | Original | Final | Actual Amounts | |
| REVENUES | | | | |
| Fines and forfeitures | \$ 25,000 | \$ 25,000 | \$ 17,023 | \$ (7,977) |
| Investment income | 500 | 500 | 240 | (260) |
| TOTAL REVENUES | 25,500 | 25,500 | 17,263 | (8,237) |
| EXPENDITURES | | | | |
| Current | | | | |
| Court related | 176,611 | 176,611 | 101,682 | 74,929 |
| EXCESS OF REVENUES OVER (UNDER) EXPENDITURES | (151,111) | (151,111) | (84,419) | 66,692 |
| OTHER FINANCING SOURCES (USES) | | | | |
| Transfers in | 63,407 | 63,407 | 63,407 | - |
| NET CHANGE IN FUND BALANCES | (87,704) | (87,704) | (21,012) | 66,692 |
| FUND BALANCES, BEGINNING OF YEAR | 87,704 | 87,704 | 106,666 | 18,962 |
| FUND BALANCES, END OF YEAR | \$ - | \$ - | \$ 85,654 | \$ 85,654 |

FLAGLER COUNTY, FLORIDA
SCHEDULE OF REVENUES, EXPENDITURES, AND CHANGES
IN FUND BALANCES- BUDGET and ACTUAL- TEEN COURT FUND
FOR THE YEAR ENDED SEPTEMBER 30, 2012

| | <u>Budgeted Amounts</u> | | | Variance With Final Budget - Positive (Negative) |
|---|-------------------------|--------------|---------------------------|---|
| | <u>Original</u> | <u>Final</u> | <u>Actual Amounts</u> | |
| REVENUES | | | | |
| Fines and forfeitures | \$ 24,769 | \$ 24,769 | \$ 23,552 | \$ (1,217) |
| Investment income | 25 | 25 | 12 | (13) |
| TOTAL REVENUES | 24,794 | 24,794 | 23,564 | (1,230) |
| EXPENDITURES | | | | |
| Current | | | | |
| Court related | 65,342 | 65,342 | 58,464 | 6,878 |
| EXCESS OF REVENUES OVER (UNDER) EXPENDITURES | (40,548) | (40,548) | (34,900) | 5,648 |
| OTHER FINANCING SOURCES (USES) | | | | |
| Transfers in | 37,956 | 37,956 | 37,956 | - |
| NET CHANGE IN FUND BALANCES | (2,592) | (2,592) | 3,056 | 5,648 |
| FUND BALANCES, BEGINNING OF YEAR | 2,592 | 2,592 | 12,020 | 9,428 |
| FUND BALANCES, END OF YEAR | <u>\$ -</u> | <u>\$ -</u> | <u>\$ 15,076</u> | <u>\$ 15,076</u> |

FLAGLER COUNTY, FLORIDA
SCHEDULE OF REVENUES, EXPENDITURES, AND CHANGES
IN FUND BALANCES- BUDGET and ACTUAL- E-911
FOR THE YEAR ENDED SEPTEMBER 30, 2012

| | Budgeted Amounts | | | Variance With Final Budget - Positive (Negative) |
|---|--------------------|------------------|-------------------|---|
| | Original Budget | Final Budget | Actual | |
| REVENUES | | | | |
| Intergovernmental | \$ 466,562 | \$ 627,754 | \$ 638,505 | \$ 10,751 |
| Investment income | 3,000 | 3,000 | 1,676 | (1,324) |
| TOTAL REVENUES | <u>469,562</u> | <u>630,754</u> | <u>640,181</u> | <u>9,427</u> |
| EXPENDITURES | | | | |
| Current | | | | |
| Public safety | 929,152 | 1,031,870 | 499,208 | 532,662 |
| Capital outlay | 15,000 | 108,820 | 56,674 | 52,146 |
| TOTAL EXPENDITURES | <u>944,152</u> | <u>1,140,690</u> | <u>555,882</u> | <u>584,808</u> |
| EXCESS OF REVENUES OVER (UNDER) EXPENDITURES | (474,590) | (509,936) | 84,299 | 594,235 |
| FUND BALANCES, BEGINNING OF YEAR | <u>474,590</u> | <u>509,936</u> | <u>529,288</u> | <u>19,352</u> |
| FUND BALANCES, END OF YEAR | <u>\$ -</u> | <u>\$ -</u> | <u>\$ 613,587</u> | <u>\$ 613,587</u> |

FLAGLER COUNTY, FLORIDA
SCHEDULE OF REVENUES, EXPENDITURES, AND CHANGES
IN FUND BALANCES- BUDGET and ACTUAL- DAYTONA NORTH SERVICE DISTRICT
FOR THE YEAR ENDED SEPTEMBER 30, 2012

| | Budgeted Amounts | | | Variance With Final Budget - Positive (Negative) |
|---|--------------------|--------------------|--------------------------|---|
| | Original | Final | Actual Amounts | |
| REVENUES | | | | |
| Taxes | \$ 62,709 | \$ 62,709 | \$ 62,440 | \$ (269) |
| Special assessments | 265,080 | 265,080 | 254,918 | (10,162) |
| Investment income | 1,600 | 1,600 | 1,288 | (312) |
| TOTAL REVENUES | <u>329,389</u> | <u>329,389</u> | <u>318,646</u> | <u>(10,743)</u> |
| EXPENDITURES | | | | |
| Current | | | | |
| General government | 29,700 | 29,700 | 25,436 | 4,264 |
| Transportation | 590,299 | 590,299 | 309,183 | 281,116 |
| TOTAL EXPENDITURES | <u>619,999</u> | <u>619,999</u> | <u>334,619</u> | <u>285,380</u> |
| EXCESS OF REVENUES OVER (UNDER) EXPENDITURES | (290,610) | (290,610) | (15,973) | 274,637 |
| OTHER FINANCING SOURCES (USES) | | | | |
| Transfers in | 2,000 | 2,000 | 1,788 | (212) |
| NET CHANGE IN FUND BALANCES | (288,610) | (288,610) | (14,185) | 274,425 |
| FUND BALANCES, BEGINNING OF YEAR | <u>288,610</u> | <u>288,610</u> | <u>469,127</u> | <u>180,517</u> |
| FUND BALANCES, END OF YEAR | <u><u>\$ -</u></u> | <u><u>\$ -</u></u> | <u><u>\$ 454,942</u></u> | <u><u>\$ 454,942</u></u> |

FLAGLER COUNTY, FLORIDA
SCHEDULE OF REVENUES, EXPENDITURES, AND CHANGES
IN FUND BALANCES- BUDGET and ACTUAL- COURT GENERAL FUND
FOR THE YEAR ENDED SEPTEMBER 30, 2012

| | <u>Budgeted Amounts</u> | | | Variance With Final Budget - Positive (Negative) |
|---|-------------------------|------------------|---------------------------|---|
| | <u>Original</u> | <u>Final</u> | <u>Actual Amounts</u> | |
| REVENUES | | | | |
| Intergovernmental | \$ 1,117,063 | \$ 1,455,189 | \$ 1,455,169 | \$ (20) |
| EXPENDITURES | | | | |
| Current | | | | |
| Court related | <u>1,117,063</u> | <u>1,497,061</u> | <u>1,461,784</u> | <u>35,277</u> |
| EXCESS OF REVENUES OVER (UNDER) EXPENDITURES | - | (41,872) | (6,615) | 35,257 |
| FUND BALANCES, BEGINNING OF YEAR | <u>-</u> | <u>41,872</u> | <u>41,872</u> | <u>-</u> |
| FUND BALANCES, END OF YEAR | <u>\$ -</u> | <u>\$ -</u> | <u>\$ 35,257</u> | <u>\$ 35,257</u> |

FLAGLER COUNTY, FLORIDA
SCHEDULE OF REVENUES, EXPENDITURES, AND CHANGES
IN FUND BALANCES- BUDGET and ACTUAL- CLERK COURT TECHNOLOGY
FOR THE YEAR ENDED SEPTEMBER 30, 2012

| | <u>Budgeted Amounts</u> | | | Variance With Final Budget - Positive (Negative) |
|---|-------------------------|----------------|---------------------------|---|
| | <u>Original</u> | <u>Final</u> | <u>Actual Amounts</u> | |
| REVENUES | | | | |
| Charges for services | \$ 150,000 | \$ 194,000 | \$ 194,256 | \$ 256 |
| Fines and forfeitures | 65,000 | 63,500 | 63,292 | (208) |
| Investment income | - | 550 | 500 | (50) |
| TOTAL REVENUES | <u>215,000</u> | <u>258,050</u> | <u>258,048</u> | <u>(2)</u> |
| EXPENDITURES | | | | |
| Current | | | | |
| Court related | 242,000 | 251,813 | 143,201 | 108,612 |
| Capital outlay | - | 33,237 | 18,670 | 14,567 |
| TOTAL EXPENDITURES | <u>242,000</u> | <u>285,050</u> | <u>161,871</u> | <u>123,179</u> |
| EXCESS OF REVENUES OVER (UNDER) EXPENDITURES | (27,000) | (27,000) | 96,177 | 123,177 |
| FUND BALANCES, BEGINNING OF YEAR | <u>27,000</u> | <u>27,000</u> | <u>35,491</u> | <u>8,491</u> |
| FUND BALANCES, END OF YEAR | <u>\$ -</u> | <u>\$ -</u> | <u>\$ 131,668</u> | <u>\$ 131,668</u> |

FLAGLER COUNTY, FLORIDA
SCHEDULE OF REVENUES, EXPENDITURES, AND CHANGES
IN FUND BALANCES- BUDGET and ACTUAL- RECORDS MODERNIZATION
FOR THE YEAR ENDED SEPTEMBER 30, 2012

| | <u>Budgeted Amounts</u> | | | Variance With Final Budget - Positive (Negative) |
|---|-------------------------|----------------|---------------------------|---|
| | <u>Original</u> | <u>Final</u> | <u>Actual Amounts</u> | |
| REVENUES | | | | |
| Charges for services | \$ 55,000 | \$ 67,000 | \$ 67,248 | \$ 248 |
| Miscellaneous revenue | - | 500 | 546 | 46 |
| TOTAL REVENUES | <u>55,000</u> | <u>67,500</u> | <u>67,794</u> | <u>294</u> |
| EXPENDITURES | | | | |
| Current | | | | |
| General government | 173,500 | 164,000 | 88,888 | 75,112 |
| Capital outlay | - | 9,500 | 9,335 | 165 |
| TOTAL EXPENDITURES | <u>173,500</u> | <u>173,500</u> | <u>98,223</u> | <u>75,277</u> |
| EXCESS OF REVENUES OVER (UNDER) EXPENDITURES | (118,500) | (106,000) | (30,429) | 75,571 |
| FUND BALANCES, BEGINNING OF YEAR | <u>118,500</u> | <u>106,000</u> | <u>122,446</u> | <u>16,446</u> |
| FUND BALANCES, END OF YEAR | <u>\$ -</u> | <u>\$ -</u> | <u>\$ 92,017</u> | <u>\$ 92,017</u> |

FLAGLER COUNTY, FLORIDA
SCHEDULE OF REVENUES, EXPENDITURES, AND CHANGES
IN FUND BALANCES- BUDGET and ACTUAL- LAW ENFORCEMENT EDUCATION
FOR THE YEAR ENDED SEPTEMBER 30, 2012

| | <u>Budgeted Amounts</u> | | | Variance With Final Budget - Positive (Negative) |
|---|-------------------------|--------------|---------------------------|---|
| | <u>Original</u> | <u>Final</u> | <u>Actual Amounts</u> | |
| REVENUES | | | | |
| Charges for services | \$ 5,000 | \$ 5,000 | \$ 5,000 | \$ - |
| EXPENDITURES | | | | |
| Current | | | | |
| Public safety | 3,060 | 3,060 | 3,060 | - |
| Capital outlay | 1,940 | 1,940 | 1,940 | - |
| TOTAL EXPENDITURES | <u>5,000</u> | <u>5,000</u> | <u>5,000</u> | <u>-</u> |
| EXCESS OF REVENUES OVER (UNDER) EXPENDITURES | - | - | - | - |
| FUND BALANCES, BEGINNING OF YEAR | - | - | 427 | 427 |
| FUND BALANCES, END OF YEAR | <u>\$ -</u> | <u>\$ -</u> | <u>\$ 427</u> | <u>\$ 427</u> |

FLAGLER COUNTY, FLORIDA
STATEMENT OF REVENUES, EXPENDITURES, AND CHANGES
IN FUND BALANCES- BUDGET and ACTUAL- COLBERT LANE
FOR THE YEAR ENDED SEPTEMBER 30, 2012

| | Budgeted Amounts | | | Variance With Final Budget - Positive (Negative) |
|---|------------------|------------------|-------------------|---|
| | Original | Final | Actual Amounts | |
| REVENUES | | | | |
| Special assessments | \$ 373,665 | \$ 373,665 | \$ 362,592 | \$ (11,073) |
| Investment income | 1,000 | 1,000 | 1,920 | 920 |
| TOTAL REVENUES | <u>374,665</u> | <u>374,665</u> | <u>364,512</u> | <u>(10,153)</u> |
| EXPENDITURES | | | | |
| Current | | | | |
| General government | 12,694 | 13,553 | 8,344 | 5,209 |
| Debt service | | | | |
| Principal retirement | 954,160 | 954,160 | 310,000 | 644,160 |
| Interest and fiscal charges | 35,668 | 35,685 | 35,684 | 1 |
| TOTAL EXPENDITURES | <u>1,002,522</u> | <u>1,003,398</u> | <u>354,028</u> | <u>649,370</u> |
| EXCESS OF REVENUES OVER (UNDER) EXPENDITURES | (627,857) | (628,733) | 10,484 | 639,217 |
| OTHER FINANCING SOURCES (USES) | | | | |
| Operating transfers in | - | 876 | 2,543 | 1,667 |
| NET CHANGE IN FUND BALANCE | (627,857) | (627,857) | 13,027 | 640,884 |
| FUND BALANCES, BEGINNING OF YEAR | <u>627,857</u> | <u>627,857</u> | <u>652,129</u> | <u>24,272</u> |
| FUND BALANCES, END OF YEAR | <u>\$ -</u> | <u>\$ -</u> | <u>\$ 665,156</u> | <u>\$ 665,156</u> |

FLAGLER COUNTY, FLORIDA
STATEMENT OF REVENUES, EXPENDITURES, AND CHANGES
IN FUND BALANCES- BUDGET and ACTUAL- RESERVE COLBERT LANE
FOR THE YEAR ENDED SEPTEMBER 30, 2012

| | <u>Budgeted Amounts</u> | | | Variance With Final Budget - Positive (Negative) |
|---|-------------------------|--------------|---------------------------|---|
| | <u>Original</u> | <u>Final</u> | <u>Actual Amounts</u> | |
| REVENUES | | | | |
| Investment income | \$ - | \$ - | \$ 2 | \$ 2 |
| OTHER FINANCING SOURCES (USES) | | | | |
| Operating transfers out | - | (876) | - | 876 |
| NET CHANGE IN FUND BALANCE | - | (876) | 2 | 878 |
| FUND BALANCES, BEGINNING OF YEAR | - | 876 | 875 | (1) |
| FUND BALANCES, END OF YEAR | <u>\$ -</u> | <u>\$ -</u> | <u>\$ 877</u> | <u>\$ 877</u> |

FLAGLER COUNTY, FLORIDA
STATEMENT OF REVENUES, EXPENDITURES, AND CHANGES
IN FUND BALANCES- BUDGET and ACTUAL- ESL BOND SINKING
FOR THE YEAR ENDED SEPTEMBER 30, 2012

| | Budgeted Amounts | | | Variance With Final Budget - Positive (Negative) |
|---|------------------|------------------|-------------------|---|
| | Original | Final | Actual Amounts | |
| REVENUES | | | | |
| Taxes | \$ 594,035 | \$ 594,035 | \$ 577,928 | \$ (16,107) |
| Investment income | 5,048 | 5,048 | 1,697 | (3,351) |
| TOTAL REVENUES | <u>599,083</u> | <u>599,083</u> | <u>579,625</u> | <u>(19,458)</u> |
| EXPENDITURES | | | | |
| Current | | | | |
| General government | 700 | 700 | 581 | 119 |
| Debt service | | | | |
| Principal retirement | 1,050,850 | 1,050,850 | 545,000 | 505,850 |
| Interest and fiscal charges | <u>125,194</u> | <u>125,194</u> | <u>125,144</u> | <u>50</u> |
| TOTAL EXPENDITURES | <u>1,176,744</u> | <u>1,176,744</u> | <u>670,725</u> | <u>506,019</u> |
| EXCESS OF REVENUES OVER (UNDER) EXPENDITURES | (577,661) | (577,661) | (91,100) | 486,561 |
| FUND BALANCES, BEGINNING OF YEAR | <u>577,661</u> | <u>577,661</u> | <u>604,393</u> | <u>26,732</u> |
| FUND BALANCES, END OF YEAR | <u>\$ -</u> | <u>\$ -</u> | <u>\$ 513,293</u> | <u>\$ 513,293</u> |

FLAGLER COUNTY, FLORIDA
STATEMENT OF REVENUES, EXPENDITURES, AND CHANGES
IN FUND BALANCES- BUDGET and ACTUAL- CAPITAL CONSTRUCTION GO ISSUE FUND
FOR THE YEAR ENDED SEPTEMBER 30, 2012

| | Budgeted Amounts | | | Variance With Final Budget - Positive (Negative) |
|---|------------------|------------------|-------------------|---|
| | Original | Final | Actual Amounts | |
| REVENUES | | | | |
| Taxes | \$ 2,023,004 | \$ 2,023,004 | \$ 1,957,943 | \$ (65,061) |
| Investment income | 500 | 500 | 1,086 | 586 |
| TOTAL REVENUES | <u>2,023,504</u> | <u>2,023,504</u> | <u>1,959,029</u> | <u>(64,475)</u> |
| EXPENDITURES | | | | |
| Current | | | | |
| General government | 2,000 | 2,000 | 454 | 1,546 |
| Debt service | | | | |
| Principal retirement | 720,000 | 720,000 | 720,000 | - |
| Interest and fiscal charges | <u>1,260,278</u> | <u>1,260,278</u> | <u>1,260,028</u> | <u>250</u> |
| TOTAL EXPENDITURES | <u>1,982,278</u> | <u>1,982,278</u> | <u>1,980,482</u> | <u>1,796</u> |
| EXCESS OF REVENUES OVER (UNDER) EXPENDITURES | 41,226 | 41,226 | (21,453) | (62,679) |
| FUND BALANCES, BEGINNING OF YEAR | <u>(41,226)</u> | <u>(41,226)</u> | <u>66,732</u> | <u>107,958</u> |
| FUND BALANCES, END OF YEAR | <u>\$ -</u> | <u>\$ -</u> | <u>\$ 45,279</u> | <u>\$ 45,279</u> |

FLAGLER COUNTY, FLORIDA
STATEMENT OF REVENUES, EXPENDITURES, AND CHANGES
IN FUND BALANCES- BUDGET and ACTUAL- ESL 2008 REFERENDUM
FOR THE YEAR ENDED SEPTEMBER 30, 2012

| | Budgeted Amounts | | | Variance With Final Budget - Positive (Negative) |
|---|------------------|------------------|-------------------|---|
| | Original | Final | Actual Amounts | |
| REVENUES | | | | |
| Taxes | \$ 1,046,932 | \$ 1,046,932 | \$ 1,013,747 | \$ (33,185) |
| Investment income | 1,510 | 1,510 | 1,135 | (375) |
| TOTAL REVENUES | <u>1,048,442</u> | <u>1,048,442</u> | <u>1,014,882</u> | <u>(33,560)</u> |
| EXPENDITURES | | | | |
| Current | | | | |
| General government | 2,100 | 2,100 | 427 | 1,673 |
| Debt service | | | | |
| Principal retirement | 900,730 | 800,266 | 345,000 | 455,266 |
| Interest and fiscal charges | 582,826 | 683,290 | 682,290 | 1,000 |
| TOTAL EXPENDITURES | <u>1,485,656</u> | <u>1,485,656</u> | <u>1,027,717</u> | <u>457,939</u> |
| EXCESS OF REVENUES OVER (UNDER) EXPENDITURES | <u>(437,214)</u> | <u>(437,214)</u> | <u>(12,835)</u> | <u>424,379</u> |
| OTHER FINANCING SOURCES (USES) | | | | |
| Long term debt issued | 486,157 | 486,157 | - | (486,157) |
| NET CHANGE IN FUND BALANCE | <u>48,943</u> | <u>48,943</u> | <u>(12,835)</u> | <u>(61,778)</u> |
| FUND BALANCES, BEGINNING OF YEAR | <u>(48,943)</u> | <u>(48,943)</u> | <u>489,703</u> | <u>538,646</u> |
| FUND BALANCES, END OF YEAR | <u>\$ -</u> | <u>\$ -</u> | <u>\$ 476,868</u> | <u>\$ 476,868</u> |

FLAGLER COUNTY, FLORIDA
SCHEDULE OF REVENUES, EXPENDITURES, AND CHANGES
IN FUND BALANCES- BUDGET and ACTUAL- BEACH FRONT PARKS
FOR THE YEAR ENDED SEPTEMBER 30, 2012

| | Budgeted Amounts | | | Variance With Final Budget - Positive (Negative) |
|---|------------------|-------------|-------------------|---|
| | Original | Final | Actual Amounts | |
| REVENUES | | | | |
| Investment income | \$ 6,000 | \$ 6,000 | \$ 2,802 | \$ (3,198) |
| EXPENDITURES | | | | |
| Current | | | | |
| Culture and recreation | 670,653 | 672,083 | 1,149 | 670,934 |
| Capital outlay | 425,000 | 475,780 | 9,467 | 466,313 |
| TOTAL EXPENDITURES | 1,095,653 | 1,147,863 | 10,616 | 1,137,247 |
| EXCESS OF REVENUES OVER (UNDER) EXPENDITURES | (1,089,653) | (1,141,863) | (7,814) | 1,134,049 |
| FUND BALANCES, BEGINNING OF YEAR | 1,089,653 | 1,141,863 | 1,127,444 | (14,419) |
| FUND BALANCES, END OF YEAR | \$ - | \$ - | \$ 1,119,630 | \$ 1,119,630 |

FLAGLER COUNTY, FLORIDA
SCHEDULE OF REVENUES, EXPENDITURES, AND CHANGES
IN FUND BALANCES- BUDGET and ACTUAL- PARK MAINTENANCE TRUST
FOR THE YEAR ENDED SEPTEMBER 30, 2012

| | <u>Budgeted Amounts</u> | | | Variance With Final Budget - Positive (Negative) |
|---|-------------------------|--------------|---------------------------|---|
| | <u>Original</u> | <u>Final</u> | <u>Actual Amounts</u> | |
| REVENUES | | | | |
| Investment income | \$ 4,000 | \$ 4,000 | \$ 2,091 | \$ (1,909) |
| EXPENDITURES | | | | |
| Current | | | | |
| General government | 400 | 400 | 388 | 12 |
| Culture and recreation | 863,710 | 863,710 | 10,040 | 853,670 |
| TOTAL EXPENDITURES | 864,110 | 864,110 | 10,428 | 853,682 |
| EXCESS OF REVENUES OVER (UNDER) EXPENDITURES | (860,110) | (860,110) | (8,337) | 851,773 |
| FUND BALANCES, BEGINNING OF YEAR | 860,110 | 860,110 | 844,763 | (15,347) |
| FUND BALANCES, END OF YEAR | <u>\$ -</u> | <u>\$ -</u> | <u>\$ 836,426</u> | <u>\$ 836,426</u> |

FLAGLER COUNTY, FLORIDA
SCHEDULE OF REVENUES, EXPENDITURES, AND CHANGES
IN FUND BALANCES- BUDGET and ACTUAL- CAPITAL PROJECTS
FOR THE YEAR ENDED SEPTEMBER 30, 2012

| | Budgeted Amounts | | | Variance With Final Budget - Positive (Negative) |
|---|------------------|-------------|-------------------|---|
| | Original | Final | Actual Amounts | |
| REVENUES | | | | |
| Investment income | \$ - | \$ - | \$ 30 | \$ 30 |
| EXPENDITURES | | | | |
| Current | | | | |
| General government | - | 350 | 183 | 167 |
| Capital outlay | 220,000 | 220,000 | 219,866 | 134 |
| TOTAL EXPENDITURES | 220,000 | 220,350 | 220,049 | 301 |
| EXCESS OF REVENUES OVER (UNDER) EXPENDITURES | (220,000) | (220,350) | (220,019) | 331 |
| OTHER FINANCING SOURCES (USES) | | | | |
| Operating transfers out | - | (8,000) | (6,779) | 1,221 |
| NET CHANGE IN FUND BALANCES | (220,000) | (228,350) | (226,798) | 1,552 |
| FUND BALANCES, BEGINNING OF YEAR | 220,000 | 228,350 | 226,798 | (1,552) |
| FUND BALANCES, END OF YEAR | <u>\$ -</u> | <u>\$ -</u> | <u>\$ -</u> | <u>\$ -</u> |

FLAGLER COUNTY, FLORIDA
STATEMENT OF REVENUES, EXPENDITURES, AND CHANGES
IN FUND BALANCES- BUDGET and ACTUAL- CAPITAL PROJECTS - NEW
FOR THE YEAR ENDED SEPTEMBER 30, 2012

| | <u>Budgeted Amounts</u> | | | Variance With Final Budget - Positive (Negative) |
|---|-------------------------|--------------------|---------------------------|---|
| | <u>Original</u> | <u>Final</u> | <u>Actual Amounts</u> | |
| OTHER FINANCING SOURCES (USES) | | | | |
| Operating transfers out | <u>\$ -</u> | <u>\$ (58,000)</u> | <u>\$ (57,190)</u> | <u>\$ 810</u> |
| NET CHANGE IN FUND BALANCE | - | (58,000) | (57,190) | 810 |
| FUND BALANCES, BEGINNING OF YEAR | <u>-</u> | <u>58,000</u> | <u>57,190</u> | <u>(810)</u> |
| FUND BALANCES, END OF YEAR | <u><u>\$ -</u></u> | <u><u>\$ -</u></u> | <u><u>\$ -</u></u> | <u><u>\$ -</u></u> |

FLAGLER COUNTY, FLORIDA
STATEMENT OF REVENUES, EXPENDITURES, AND CHANGES
IN FUND BALANCES- BUDGET and ACTUAL- CAPITAL PROJECTS - ESL 2009 SERIES
FOR THE YEAR ENDED SEPTEMBER 30, 2012

| | Budgeted Amounts | | | Variance With Final Budget - Positive (Negative) |
|---|------------------|-------------|-------------------|---|
| | Original | Final | Actual Amounts | |
| REVENUES | | | | |
| Investment income | \$ 2,780 | \$ 2,780 | \$ 3,015 | \$ 235 |
| EXPENDITURES | | | | |
| Current | | | | |
| Physical environment | - | 232,057 | 120,895 | 111,162 |
| Culture and recreation | 1,946 | 1,946 | 1,079 | 867 |
| Capital outlay | 1,624,416 | 307,359 | - | 307,359 |
| Debt service | | | | |
| Principal retirement | - | 1,000,000 | 1,000,000 | - |
| Interest and fiscal charges | - | 85,000 | 84,256 | 744 |
| TOTAL EXPENDITURES | 1,626,362 | 1,626,362 | 1,206,230 | 420,132 |
| EXCESS OF REVENUES OVER (UNDER) EXPENDITURES | (1,623,582) | (1,623,582) | (1,203,215) | 420,367 |
| FUND BALANCES, BEGINNING OF YEAR | 1,623,582 | 1,623,582 | 1,849,503 | 225,921 |
| FUND BALANCES, END OF YEAR | \$ - | \$ - | \$ 646,288 | \$ 646,288 |

FLAGLER COUNTY, FLORIDA
SCHEDULE OF EXPENDITURES OF FEDERAL AWARDS AND STATE FINANCIAL ASSISTANCE
FOR THE YEAR ENDED SEPTEMBER 30, 2012

| FEDERAL/STATE AGENCY/ PASS-THROUGH ENTITY FEDERAL PROGRAM/ STATE PROJECT TITLE | CFDA/CSFA NUMBER | CONTRACT/ GRANT NUMBER | PROGRAM/ PROJECT AWARDS | PROGRAM/ PROJECT EXPENDITURES |
|---|-----------------------------|---------------------------------------|--|--|
| FEDERAL AWARDS | | | | |
| Federal Transit Administration | | | | |
| Passed Through the Florida | | | | |
| Department of Transportation | | | | |
| Section 5311 Operating Assistance | 20.509 | APD37;42263318429 | 306,735 | 66,282 |
| Section 5311 Operating Assistance | 20.509 | APD37;42263318430 | 309,365 | 194,153 |
| | | | | <u>260,435</u> |
| Section 5309 Capital Assistance | 20.500 | FL 04-0105-00 | 490,000 | 339,796 |
| Section 5317 New Freedom Program | 20.521 | AQK06; 43034819413 | 72,000 | 60,647 |
| Section 5317 New Freedom Program | 20.521 | AQA76; 43034718412,13,14 | 265,000 | 132,500 |
| | | | | <u>193,147</u> |
| Department of Health and Human Services | | | | |
| Passed Through the Northeast Florida | | | | |
| Agency on Aging | | | | |
| Older Americans Act Title III B | 93.044 | A111FCBCC | 134,256 | 39,202 |
| Older Americans Act Title III B | 93.044 | A112FCBCC | 133,824 | 106,917 |
| | | | | <u>146,119</u> |
| Older Americans Act Title III C1 | 93.045 | A111FCBCC | 106,750 | 12,950 |
| Older Americans Act Title III C1 | 93.045 | A112FCBCC | 104,421 | 60,358 |
| Older Americans Act Title III C2 | 93.045 | A111FCBCC | 144,891 | 17,264 |
| Older Americans Act Title III C2 | 93.045 | A112FCBCC | 143,517 | 113,346 |
| | | | | <u>203,918</u> |
| Older Americans Act Title III E | 93.052 | A111FCBCC | 30,058 | 3,154 |
| Older Americans Act Title III E | 93.052 | A112FCBCC | 29,212 | 21,968 |
| | | | | <u>25,122</u> |
| Nutrition Services Incentives | 93.053 | U011FCBCC | 25,384 | 14 |
| Nutrition Services Incentives | 93.053 | U012FCBCC | 26,581 | 24,657 |
| | | | | <u>24,671</u> |
| Emergency Home Energy Assistance | 93.568 | P011FCBCC | 37,401 | 13,852 |
| Emergency Home Energy Assistance | 93.568 | P012FCBCC | 13,358 | 1,283 |
| | | | | <u>15,135</u> |
| Passed Through the Florida Commission | | | | |
| For the Transportation Disadvantaged | | | | |
| Medicaid Non-Emergency | | | | |
| Transportation Services | 93.778 | BDM65;41604318201 | 91,297 | 70,831 |
| Medicaid Non-Emergency | | | | |
| Transportation Services | 93.778 | BDM65;41604318201 | 108,429 | 27,105 |
| | | | | <u>97,936</u> |
| Passed Through the Florida | | | | |
| Department of Revenue | | | | |
| Title IV-D Child Support Enforcement | 93.563 | CD318 | 105,948 | 82,181 |
| United States Department of | | | | |
| Homeland Security | | | | |
| Passed Through the State of Florida | | | | |
| Department of Community Affairs | | | | |
| EMPG Base Grant | 97.042 | 12-FG-R3-04-28-01-085 | 59,053 | 44,327 |
| EMPG Base Grant | 97.042 | 13-FG-86-04-28-01-085 | 64,055 | 15,061 |
| | | | | <u>59,388</u> |
| Assistance to Fire Fighters Grant | 97.044 | EMW-2011-FO-04760 | 486,288 | 484,408 |

FLAGLER COUNTY, FLORIDA
SCHEDULE OF EXPENDITURES OF FEDERAL AWARDS AND STATE FINANCIAL ASSISTANCE
FOR THE YEAR ENDED SEPTEMBER 30, 2012

| FEDERAL/STATE AGENCY/ PASS-THROUGH ENTITY FEDERAL PROGRAM/ STATE PROJECT TITLE | CFDA/CSFA NUMBER | CONTRACT/ GRANT NUMBER | PROGRAM/ PROJECT AWARDS | PROGRAM/ PROJECT EXPENDITURES |
|--|-----------------------------|---------------------------------------|--|--|
| United States Department of Homeland Security | | | | |
| Passed Through the State of Florida Department of Community Affairs | | | | |
| State Homeland Security Grant | 97.067 | 10-DS-39-04-28-01-333 | 27,000 | 27,000 |
| State Homeland Security Grant | 97.067 | 11-DS-9Z-04-28-01-333 | 70,997 | 24,188 |
| State Homeland Security Grant | 97.067 | 11-DS-40-04-28-01-421 | 17,612 | 17,612 |
| State Homeland Security Grant | 97.067 | 10-DS-39-13-00-16-414 | 9,000 | 8,744 |
| State Homeland Security Grant | 97.067 | 11-DS-9Z-13-00-16-436 | 9,000 | 8,637 |
| Community Emergency Response Team | 97.067 | 12-CI-A6-04-28-01-152 | 7,725 | 858 |
| | | | | <u>87,039</u> |
| United States Department of Justice | | | | |
| Violence Against Women Office | | | | |
| Safe Havens: Supervised Visitation and Safe Exchange Grant | 16.527 | 2011-CW-AX-K014 | 400,000 | 30,939 |
| Bureau of Justice Assistance | | | | |
| Bulletproof Vests Partnership | 16.607 | | 7,186 | 7,186 |
| Passed Through the Florida Department of Law Enforcement | | | | |
| Street Level Narcotics | 16.738 | 2012-JAGC-FLAG-1-C4-025 | 67,445 | 67,445 |
| Video Surveillance Equipment | 16.738 | 2011-DJ-BX-3334 | 17,219 | 15,803 |
| ARRA-Drug Court Enhancement | 16.803 | 2010-ARRC-FLAG-3W7-159 | 75,000 | 1,829 |
| ARRA - Law Enforcement Equipment Grant | 16.804 | 2009-SB-B9-1720 | 81,731 | 11,359 |
| | | | | <u>96,436</u> |
| ARRA - COPS Hiring Program | 16.710 | 2010UMW0071 | 1,198,260 | 351,724 |
| Strikeforce | 16.xxx | | 3,059 | 3,059 |
| Passed Through the Florida Office of the Attorney General | | | | |
| Victims of Crime Act | 16.575 | V11034 | 59,591 | 54,990 |
| Executive Office of the President | | | | |
| Office of National Drug Control and Policy Passed Through St. Johns County High Intensity Drug Trafficking Program | 95.001 | | 12,281 | 12,281 |
| Department of Housing and Urban Development | | | | |
| Passed through the Department of Economic Opportunity | | | | |
| Disaster Recovery Program | 14.228 | 10DB-K4-04-28-01-K11 | 870,469 | 231,481 |
| Disaster Recovery Enhancement Fund | 14.228 | 12DB-P5-04-28-01-K52 | 318,000 | 5,991 |
| Neighborhood Stabilization Program | 14.228 | 12DB-Q5-04-28-01-F03 | 1,029,844 | 40,102 |
| | | | | <u>277,574</u> |
| Passed Trough the Florida Department of Children and Family Services | | | | |
| Emergency Shelter Grant | 14.231 | NPZ01 | 82,314 | 48,992 |

FLAGLER COUNTY, FLORIDA
SCHEDULE OF EXPENDITURES OF FEDERAL AWARDS AND STATE FINANCIAL ASSISTANCE
FOR THE YEAR ENDED SEPTEMBER 30, 2012

| FEDERAL/STATE AGENCY/ PASS-THROUGH ENTITY FEDERAL PROGRAM/ STATE PROJECT TITLE | CFDA/CSFA NUMBER | CONTRACT/ GRANT NUMBER | PROGRAM/ PROJECT AWARDS | PROGRAM/ PROJECT EXPENDITURES |
|---|-----------------------------|---------------------------------------|--|--|
| United States Department of Transportation Federal Aviation Administration | | | | |
| Airport Improvement Program- New Runway 11-29 | 20.106 | 3-12-0009-013-2011 | 598,500 | 192,103 |
| Federal Highway Administration | | | | |
| Passed Through the Florida Department of Transportation | | | | |
| Design of SR 5/US1 Sidewalk | 20.205 | AP555; 41746723801 | 124,000 | 34,814 |
| Design of Lehigh Trailhead | 20.205 | APN03; 41820713801 | 100,000 | 10,135 |
| Bings Landing Recreational Facility | 20.205 | AQG26; 42437215801 | 70,000 | 70,000 |
| Design & Engineering | 20.205 | APP84; 41195922801 | 508,247 | 137,710 |
| ARRA-SR A1A National Scenic Byways | 20.205 | AQ170; 42437235801 | 217,235 | 2,528 |
| ARRA-Princess Place Styles Creek Bridge | 20.205 | AQ232; 42868315801 | 648,000 | 616,011 |
| | | | | <u>871,198</u> |
| Department of the Interior National Park Service | | | | |
| Passed through the Florida Division of Historical Resources | | | | |
| Historic Preservation Grant | 15.929 | 12PA11 | 21,500 | 16,589 |
| Institute of Museum and Library Services | | | | |
| Passed through Division of Library and Information Services | | | | |
| Broadband Implementation Grant | 45.310 | 11-LSTA-A-02-F | 57,600 | 57,555 |
| Election Assistance Commission | | | | |
| Passed Through Florida Department of State | | | | |
| HAVA - Voter Education | 90.401 | — — | 10,683 | 1,376 |
| HAVA - Pollworker Recruitment & Training | 90.401 | — — | 5,546 | 2,922 |
| | | | | <u>4,298</u> |
| Department of Commerce | | | | |
| Passed through Alachua County Sheriff Public Safety Interoperable Communications | 11.555 | 11-DS-8D-03-11-01 | 253,000 | 252,932 |
| TOTAL EXPENDITURES OF FEDERAL AWARDS | | | \$ 10,265,868 \$ | <u>4,297,151</u> |
| STATE AWARDS | | | | |
| Florida Department of Transportation | | | | |
| Air Traffic Control Tower, Phasell | 55.004 | AP719; 4049202401 | 2,400,000 | 83,756 |
| T-Hangar Construction | 55.004 | AP432; 41851619401 | 1,227,842 | 856,056 |
| Design for Aircraft Parking Expansion | 55.004 | AQH90; 42084319401 | 100,000 | 100,000 |
| Design and Construction for Replacement AWOS | 55.004 | AQH89; 41851519401 | 256,147 | 87,933 |
| Phase I Design and Construction of Access Road | 55.004 | APY29; 40945419401 | 921,617 | 406,372 |
| Design of Taxiway "C" and "D" | 55.004 | AQO67; 40496929401 | 130,870 | 23,223 |
| Design of Runway 6-24 Safety Improvements | 55.004 | AQ549; 40496819401 | 175,656 | 66,988 |
| Apron Rehabilitation and Expansion | 55.004 | AQO66; 40496919401 | 906,547 | 251,746 |
| | | | | <u>1,876,074</u> |
| CR 305 Widening and Resurfacing | 55.009 | APW59; 42435135801 | 1,052,632 | 779,201 |
| CR302 Resurfacing | 55.009 | AQN99; 42435413801/ 42435415801 | 1,301,000 | 9,530 |
| | | | | <u>788,731</u> |

FLAGLER COUNTY, FLORIDA
SCHEDULE OF EXPENDITURES OF FEDERAL AWARDS AND STATE FINANCIAL ASSISTANCE
FOR THE YEAR ENDED SEPTEMBER 30, 2012

| FEDERAL/STATE AGENCY/ PASS-THROUGH ENTITY FEDERAL PROGRAM/ STATE PROJECT TITLE | CFDA/CSFA NUMBER | CONTRACT/ GRANT NUMBER | PROGRAM/ PROJECT AWARDS | PROGRAM/ PROJECT EXPENDITURES |
|---|-----------------------------|--|--|--|
| Florida Department of Transportation | | | | |
| SR 100 Sidewalks from Bulldog Dr to Roberts Road | 55.029 | APW44; 4228224138/ 5801 and 48224238/5801 | 2,062,000 | 61,349 |
| Matanzas Woods Pkwy Sidewalk from US1 to Bird of Paradise | 55.029 | AQ948; 43026138/5801 | 560,000 | 3,000 |
| Old Kings Rd Sidewalks OKES to SR100 | 55.029 | AQ945; 430263138/ 5801 | 236,544 | 25,344 |
| SR100 Sidewalk from Belle Terre Pkwy to Bunnell City limits | 55.029 | AQ947; 430265138/ 5801 | 487,872 | 34,100 |
| Turning Lanes on Old Kings Rd into OKES | 55.029 | AQ946; 430264138/ 5801 | 476,000 | 51,000 |
| | | | | <u>174,793</u> |
| Bulldog Drive | 55.XXX | APJ02; 426537138/ 581 | 680,000 | 4,900 |
| Turn Lane at US1 and Royal Palms | 55.XXX | APJ01; 426536138/ 581 | 1,000,000 | 755 |
| | | | | <u>5,655</u> |
| Relocation and Extension of Runway 11/29 | 55.XXX | AQH91; 42084329401 | 25,200 | 8,009 |
| Florida Commission for the Transportation Disadvantaged | | | | |
| Trip and Equipment | 55.001 | AQB58; 24852018401/ 24852038401 | 196,240 | 138,685 |
| Trip and Equipment | 55.001 | AQO32; 43202718401/ 43202818401 | 214,014 | 53,580 |
| Capital Assistance Support Grant | 55.001 | AQ156; 41065618401 | 72,000 | 67,386 |
| | | | | <u>259,651</u> |
| Department of Elder Affairs | | | | |
| Passed Through the Northeast Florida Agency on Aging | | | | |
| Community Care for the Elderly | 65.010 | C011FCBCC | 213,313 | 167,402 |
| Community Care for the Elderly | 65.010 | C012FCBCC | 124,514 | 53,617 |
| | | | | <u>221,019</u> |
| Home Care for the Elderly | 65.001 | H011FCBCC | 12,571 | 866 |
| Home Care for the Elderly | 65.001 | H012FCBCC | 12,550 | 512 |
| | | | | <u>1,378</u> |
| Alzheimer's Disease Initiative | 65.004 | Z011FCBCC | 61,768 | 48,985 |
| Alzheimer's Disease Initiative | 65.004 | Z012FCBCC | 48,177 | 14,575 |
| | | | | <u>63,560</u> |
| Department of Children and Families | | | | |
| Criminal Justice, Mental Health & Substance Abuse Grant | 60.115 | LHZ34 | 455,295 | 104,445 |
| Department of Agriculture and Consumer Services | | | | |
| Mosquito Control Program | 42.003 | 16082 | 37,000 | 3,674 |
| Department of Community Affairs | | | | |
| Hazardous Materials Planning | 52.023 | 12-CP-03-04-28-01-188 | 2,772 | 2,772 |
| EMPA Base Grant | 52.008 | 12BG-05-04-28-01-018 | 105,806 | 94,370 |

FLAGLER COUNTY, FLORIDA
SCHEDULE OF EXPENDITURES OF FEDERAL AWARDS AND STATE FINANCIAL ASSISTANCE
FOR THE YEAR ENDED SEPTEMBER 30, 2012

| FEDERAL/STATE AGENCY/ PASS-THROUGH ENTITY FEDERAL PROGRAM/ STATE PROJECT TITLE | CFDA/CSFA NUMBER | CONTRACT/ GRANT NUMBER | PROGRAM/ PROJECT AWARDS | PROGRAM/ PROJECT EXPENDITURES |
|---|-----------------------------|---------------------------------------|--|--|
| Executive Office of the Governor | | | | |
| EMPA Base Grant | 31.063 | 13-BG-06-04-28-01-018 | 105,806 | 19,210 |
| Department of Health | | | | |
| Emergency Medical Services Grant | 64.005 | C0018 | 5,684 | 5,684 |
| Division of Library and Information Systems | | | | |
| State Aid to Libraries | 45.030 | 12-ST-10 | 27,074 | 27,074 |
| Department of Environmental Protection | | | | |
| Small County Consolidated Grant | 37.012 | 207SC | 70,588 | 70,588 |
| Beverly Beach Wastewater Facilities | 37.039 | LP6811 | 750,000 | 686,859 |
| Department of Management Services | | | | |
| E-911 Logging Recorder | 72.002 | S3-10-11-04 | 48,633 | 48,633 |
| E911 GIS Address Point Data | 72.002 | S3-10-11-21 | 110,000 | 110,000 |
| | | | | <u>158,633</u> |
| Florida Housing Finance Corporation | | | | |
| State Housing Initiatives | | | | |
| Partnership Program | 52.901 | N/A | 350,000 | 350,000 |
| TOTAL EXPENDITURES OF STATE FINANCIAL ASSISTANCE | | | <u>\$ 11,928,105</u> | <u>\$ 4,922,179</u> |
| TOTAL EXPENDITURES OF FEDERAL AWARDS AND STATE FINANCIAL ASSISTANCE | | | <u><u>\$ 22,193,973</u></u> | <u><u>\$ 9,219,330</u></u> |

FLAGLER COUNTY, FLORIDA
NOTES TO THE SCHEDULE OF EXPENDITURES OF FEDERAL AWARDS
AND STATE FINANCIAL ASSISTANCE
FOR THE YEAR ENDED SEPTEMBER 30, 2012

(1) Basis of Presentation:

The accompanying Schedule of Expenditures of Federal Awards and State Financial Assistance includes the Federal and State award activity of Flagler County, Florida and is presented on the modified accrual basis of accounting. The information in this schedule is presented in accordance with the requirements of OMB Circular A-133, *Audits of States, Local Governments and Non-Profit Organizations* and Section 215.97, Florida Statutes, *Florida Single Audit Act*.

(2) Transfers to Subrecipients:

During the year ended September 30, 2012, the following amounts were provided to subrecipients outside of Flagler County, Florida from each Federal and State Program:

| Name of Federal Program: | CFDA | | Amount |
|-------------------------------------|--------|----|---------|
| ARRA-Drug Court Enhancement Grant | 16.803 | \$ | 1,829 |
| Criminal Justice, Mental Health and | | | |
| Substance Abuse Grant | 60.115 | | 104,445 |

**Report on Compliance With Requirements That Could Have a Direct
and Material Effect on Each Major Program and Project and on
Internal Control Over Compliance**

The Honorable County Commissioners
Flagler County, Florida

Compliance

We have audited the compliance of Flagler County, Florida (the "County") with the types of compliance requirements described in the U.S. Office of Management and Budget (OMB) Circular A-133 Compliance Supplement and the requirements described in the State Projects Compliance Supplement that could have a direct and material effect on each of its major federal programs and state projects for the year ended September 30, 2012. The County's major federal programs and state projects are identified in the summary of auditor's results section of the accompanying Schedule of Findings and Questioned Costs. Compliance with the requirements of laws, regulations, contracts and grants applicable to each of its major federal programs and state projects is the responsibility of the County's management. Our responsibility is to express an opinion on the County's compliance based on our audit.

We conducted our audit of compliance in accordance with auditing standards generally accepted in the United States of America; the standards applicable to financial audits contained in *Government Auditing Standards*, issued by the Comptroller General of the United States; OMB Circular A-133, *Audits of States, Local Governments, and Non-Profit Organizations*; and Chapter 10.550, Rules of the Auditor General. Those standards, OMB Circular A-133 and Chapter 10.550, Rules of the Auditor General, require that we plan and perform the audit to obtain reasonable assurance about whether noncompliance with the types of compliance requirements referred to above that could have a direct and material effect on a major federal program or state project occurred. An audit includes examining, on a test basis, evidence about the County's compliance with those requirements and performing such other procedures as we considered necessary in the circumstances. We believe that our audit provides a reasonable basis for our opinion. Our audit does not provide a legal determination on the County's compliance with those requirements.

In our opinion, the County complied, in all material respects, with the compliance requirements referred to above that could have a direct and material effect on each of its major federal programs and major state projects for the year ended September 30, 2012.

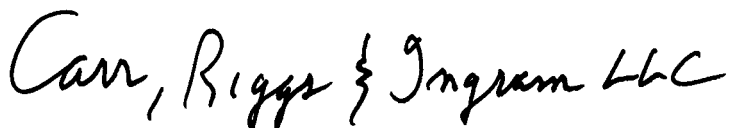
Internal Control Over Compliance

The management of the County is responsible for establishing and maintaining effective internal control over compliance with requirements of laws, regulations, contracts and grants applicable to federal programs and state projects. In planning and performing our audit, we considered the County's internal control over compliance with requirements that could have a direct and material effect on a major federal program or state project in order to determine our auditing procedures for the purpose of expressing our opinion on compliance and to test and report on internal control over compliance in accordance with OMB Circular A-133 and Chapter 10.550, Rules of the Auditor General, but not for the purpose of expressing an opinion on the effectiveness of internal control over compliance. Accordingly, we do not express an opinion on the effectiveness of the County's internal control over compliance.

A deficiency in internal control over compliance exists when the design or operation of a control over compliance does not allow management or employees, in the normal course of performing their assigned functions, to prevent, or detect and correct, noncompliance with a type of compliance requirement of a federal program or state project on a timely basis. A *material weakness in internal control over compliance* is a deficiency, or combination of deficiencies, in internal control over compliance, such that there is a reasonable possibility that material noncompliance with a type of compliance requirement of a federal program or state project will not be prevented, or detected and corrected, on a timely basis.

Our consideration of internal control over compliance was for the limited purpose described in the first paragraph of this section and was not designed to identify all deficiencies in internal control over compliance that might be deficiencies, significant deficiencies or material weaknesses. We did not identify any deficiencies in internal control over compliance that we consider to be material weaknesses, as defined above.

This report is intended solely for the information and use of the County Commission, its management, and oversight agencies and is not intended to be and should not be used by anyone other than these specified parties.

A handwritten signature in black ink that reads "Carr, Riggs & Ingram LLC". The signature is written in a cursive, flowing style.

April 5, 2013
Gainesville, Florida

**Schedule of Findings and Questioned Costs
For the Year Ended September 30, 2012
Flagler County, Florida**

PART I - SUMMARY OF AUDITOR'S RESULTS

- (i) The independent auditor's report on the financial statements expressed an unqualified opinion.
- (ii) The audit did not report significant deficiencies or disclose material weaknesses in internal control over financial reporting.
- (iii) The audit did not disclose any noncompliance considered material to the financial statements.
- (iv) The audit did not report significant deficiencies or disclose material weaknesses in internal control over the major federal award programs or state projects.
- (v) The report on compliance for the major federal programs and state projects was unqualified.
- (vi) The audit disclosed no findings relative to the major federal programs or state projects.
- (vii) The County's major programs/projects were:

| <u>Federal Programs</u> | <u>CFDA Number</u> |
|---|--------------------|
| COPS Hiring Grant | 16.710 |
| Highway Planning and Construction | 20.205 |
| Federal Transit – Capital Investment Grants | 20.500 |
| Assistance to Firefighters Grant Program | 97.044 |

| <u>State Projects</u> | <u>CSFA Number</u> |
|---|--------------------|
| Statewide Surface Water Restoration and Wastewater Projects | 37.039 |
| Aviation Development Grants | 55.004 |
| Small County Outreach Program | 55.009 |

- (viii) A threshold of \$300,000 was used to distinguish between Type A and Type B programs for federal programs, and \$300,000 was used for state projects.
- (ix) The County did qualify as a low-risk auditee as that term is defined in OMB Circular A-133.

PART II - FINANCIAL STATEMENT FINDINGS

There were no findings relative to the financial statements.

PART III – FINDINGS AND QUESTIONED COSTS – FEDERAL PROGRAMS

There were no findings relative to the major federal programs.

PART IV – FINDINGS AND QUESTIONED COSTS – STATE PROJECTS

There were no findings relative to the major state projects.

Report on Internal Control Over Financial Reporting and on Compliance and Other Matters

The Honorable County Commissioners
Flagler County, Florida

We have audited the financial statements of the governmental activities, the business-type activities, each major fund, and the aggregate remaining fund information of Flagler County, Florida (the "County") as of and for the year ended September 30, 2012, which collectively comprise the County's basic financial statements, and have issued our report thereon dated April 5, 2013. We conducted our audit in accordance with auditing standards generally accepted in the United States of America and the standards applicable to financial audits contained in *Government Auditing Standards*, issued by the Comptroller General of the United States.

Internal Control Over Financial Reporting

Management is responsible for establishing and maintaining effective internal control over financial reporting. In planning and performing our audit, we considered the County's internal control over financial reporting as a basis for designing our auditing procedures for the purpose of expressing our opinions on the financial statements, but not for the purpose of expressing an opinion on the effectiveness of the County's internal control over financial reporting. Accordingly, we do not express an opinion on the effectiveness of the County's internal control over financial reporting.

A deficiency in internal control exists when the design or operation of a control does not allow management or employees, in the normal course of performing their assigned functions, to prevent, or detect and correct misstatements on a timely basis. A *material weakness* is a deficiency, or a combination of deficiencies, in internal control, such that there is a reasonable possibility that a material misstatement of the entity's financial statements will not be prevented, or detected and corrected on a timely basis.

Our consideration of internal control over financial reporting was for the limited purpose described in the first paragraph of this section and was not designed to identify all deficiencies in internal control over financial reporting that might be deficiencies, significant deficiencies or material weaknesses. We did not identify any deficiencies in internal control over financial reporting that we consider to be material weaknesses, as defined above.

Compliance and Other Matters

As part of obtaining reasonable assurance about whether the County's financial statements are free of material misstatement, we performed tests of its compliance with certain provisions of laws, regulations, contracts, and grant agreements, noncompliance with which could have a direct and material effect on the determination of financial statement amounts. However, providing an opinion on compliance with those provisions was not an objective of our audit and, accordingly, we do not express such an opinion. The results of our tests disclosed no instances of noncompliance or other matters that are required to be reported under *Government Auditing Standards*.

This report is intended solely for the information and use of the County Commission, its management and oversight agencies, and is not intended to be and should not be used by anyone other than these specified parties.

Carr, Riggs & Ingram LLC

April 5, 2013
Gainesville, Florida

Management Letter

The Honorable County Commissioners
Flagler County, Florida

We have audited the financial statements of Flagler County, Florida (the "County") as of and for the fiscal year ended September 30, 2012, and have issued our report thereon dated April 5, 2013.

We conducted our audit in accordance with auditing standards generally accepted in the United States of America; the standards applicable to financial audits contained in *Government Auditing Standards*, issued by the Comptroller General of the United States; and U. S. Office of Management and Budget Circular A-133. Additionally, our audit was conducted in accordance with the provisions of Chapter 10.550, Rules of the Auditor General, which govern the conduct of local governmental entity audits performed in the State of Florida and require that certain items be addressed in this letter.

Prior Audit Findings

The Rules of the Auditor General require that we comment as to whether or not corrective actions have been taken to address findings and recommendations made in the preceding audit. If the audit findings in the preceding audit report are uncorrected, we are required to identify those findings that were also included in the second preceding audit report. The County has no uncorrected prior audit findings that are required to be identified pursuant to the Rules of the Auditor General.

Financial Condition

As required by the Rules of the Auditor General, the scope of our audit included a review of the provisions of Section 218.503, Florida Statutes, "Determination of Financial Emergency". In connection with our audit, we determined that the County has not met one or more of the conditions described in Section 218.503(1), Florida Statutes, that are indicative of a financial emergency.

Also, as required by the Rules of the Auditor General, we applied financial condition assessment procedures, as of the end of the fiscal year, pursuant to Rule 10.556(7). It is management's responsibility to monitor financial condition, and our financial condition assessment was based in part on representations made by management and the review of financial information provided by management. The application of such procedures did not reveal evidence of "deteriorating financial condition" as that term is defined in Rule 10.554.

Annual Financial Report

As required by the Rules of the Auditor General, we determined that the annual financial report for the County for the fiscal year ended September 30, 2012, filed with the Department of Financial Services pursuant to Section 218.32, Florida Statutes, is in substantial agreement with the audit report for the fiscal year ended September 30, 2012.

Investment of Public Funds

As required by the Rules of the Auditor General, the scope of our audit included a review of the provisions of Section 218.415, Florida Statutes, regarding the investment of public funds. Our audit did not reveal noncompliance with the provisions of Section 218.415, Florida Statutes.

Other Matters

As required by the Rules of the Auditor General, we performed separate audits of each of the County's constitutional officers. Our reports included in those separately-issued audits should be considered in conjunction with this management letter.

Our audit did not reveal any other matters that we are required to include in this management letter pursuant to the Rules of the Auditor General

This management letter is intended solely for the information and use of the County Commission, its management, and oversight agencies and is not intended to be and should not be used by anyone other than these specified parties.

We wish to take this opportunity to thank you and your staff for the cooperation and courtesies extended to us during the course of the audit. Please let us know if you have any questions or comments concerning this letter, our accompanying reports, or other matters.

Carr, Riggs & Ingram LLC

April 5, 2013
Gainesville, Florida

CLERK OF THE CIRCUIT COURT
FLAGLER COUNTY, FLORIDA
SPECIAL PURPOSE FINANCIAL STATEMENTS
SEPTEMBER 30, 2012

**CLERK OF THE CIRCUIT COURT
FLAGLER COUNTY, FLORIDA
TABLE OF CONTENTS
SEPTEMBER 30, 2012**

| | <u>Page(s)</u> |
|---|-----------------------|
| Independent Auditors' Report | 1 |
| Special Purpose Financial Statements: | |
| Balance Sheet – Governmental Funds | 3 |
| Statement of Revenues, Expenditures and Changes in Fund Balances – Governmental Funds | 4 |
| Statement of Fiduciary Net Assets – Agency Funds | 5 |
| Notes to Special Purpose Financial Statements | 6 |
| Required Supplementary Information: | |
| Schedules of Revenues, Expenditures and Changes in Fund Balances – Budget and Actual – Major Governmental Funds | 13 |
| Additional elements required by the rules of the Auditor General: | |
| Management Letter | 17 |
| Report on Internal Control over Financial Reporting and on Compliance and Other Matters/Communication with Those Charged with Governance | 19 |

Independent Auditor's Report

The Honorable Gail Wadsworth
Clerk of the Circuit Court
Flagler County, Florida

We have audited the accompanying financial statements of each major fund and the aggregate remaining fund information of the Flagler County Clerk of the Circuit Court (the "Office") as of and for the year ended September 30, 2012, which collectively comprise the Office's special purpose financial statements as listed in the table of contents. These financial statements are the responsibility of the management of the Office. Our responsibility is to express opinions on these financial statements based on our audit.

We conducted our audit in accordance with auditing standards generally accepted in the United States of America and the standards applicable to financial audits contained in *Government Auditing Standards*, issued by the Comptroller General of the United States. Those standards require that we plan and perform the audit to obtain reasonable assurance about whether the financial statements are free of material misstatement. An audit includes examining, on a test basis, evidence supporting the amounts and disclosures in the financial statements. An audit also includes assessing the accounting principles used and significant estimates made by management, as well as evaluating the overall financial statement presentation. We believe that our audit provides a reasonable basis for our opinions.

As discussed in Note 1 to the financial statements, the accompanying financial statements have been prepared for the purpose of complying with the Rules of the Auditor General of the State of Florida. They include only the financial activity of the Office, which is an integral part of Flagler County, the primary government for financial reporting purposes.

In our opinion, the special purpose financial statements referred to above present fairly, in all material respects, the respective financial position of each major fund and the aggregate remaining fund information of the Office at September 30, 2012, and the respective changes in financial position, where applicable, thereof for the year then ended in conformity with accounting principles generally accepted in the United States of America.

In accordance with *Government Auditing Standards*, we have also issued a report dated March 4, 2013 on our consideration of the Office's internal control over financial reporting and our tests of its compliance with certain provisions of laws, regulations, contracts, and grant agreements and other matters. The purpose of that report is to describe the scope of our testing of internal control over financial reporting and compliance and the results of that testing, and not to provide an opinion on the internal control over financial reporting or on compliance. That report is an integral part of an audit performed in accordance with *Government Auditing Standards* and should be considered in assessing the results of our audit.

The Honorable Gail Wadsworth
Clerk of the Circuit Court
Flagler County, Florida
Page 2

Accounting principles generally accepted in the United States of America require that the budgetary comparison schedules be presented to supplement the special purpose financial statements. Such information, although not a part of the special purpose financial statements, is required by the Governmental Accounting Standards Board who considers it to be an essential part of financial reporting for placing the special purpose financial statements in an appropriate operational, economic, or historical context. We have applied certain limited procedures to the required supplementary information in accordance with auditing standards generally accepted in the United States of America, which consisted of inquiries of management about the methods of preparing the information and comparing the information for consistency with management's responses to our inquiries, the special purpose financial statements, and other knowledge we obtained during our audit of the special purpose financial statements. We do not express an opinion or provide any assurance on the information because the limited procedures do not provide us with sufficient evidence to express an opinion or provide any assurance.

This report is intended solely for the information and use of the Office, its management, the Auditor General of the State of Florida and other agencies and is not intended to be and should not be used by anyone other than these specified parties.

Car, Riggs & Ingram LLC

March 4, 2013
Gainesville, Florida

**CLERK OF THE CIRCUIT COURT
FLAGLER COUNTY, FLORIDA
BALANCE SHEET - GOVERNMENTAL FUNDS
SEPTEMBER 30, 2012**

| | General Fund | Court General | Court Technology | Records Modernization | Total Governmental Funds |
|--|-------------------------|--------------------------|-----------------------------|----------------------------------|---|
| ASSETS | | | | | |
| Cash and cash equivalents | \$ 1,167,625 | \$ 37,692 | \$ 99,084 | \$ 51,007 | \$ 1,355,408 |
| Accounts receivable | 596 | 2,826 | 21 | - | 3,443 |
| Due from other funds | - | - | - | - | - |
| Due from Board of County Commissioners | 201 | - | - | - | 201 |
| Due from other governments | 5,260 | 13,926 | - | - | 19,186 |
| Prepaid expenses | - | - | 32,614 | 41,024 | 73,638 |
| Other assets | 24,760 | - | - | - | 24,760 |
| TOTAL ASSETS | \$ 1,198,442 | \$ 54,444 | \$ 131,719 | \$ 92,031 | \$ 1,476,636 |
| LIABILITIES AND FUND BALANCES | | | | | |
| LIABILITIES | | | | | |
| Accounts payable and accrued liabilities | \$ 95,128 | \$ 19,187 | \$ 51 | \$ 14 | \$ 114,380 |
| Due to Board of County Commissioners | 283,187 | - | - | - | 283,187 |
| Due to other governments | 383,211 | - | - | - | 383,211 |
| Deposits | 436,916 | - | - | - | 436,916 |
| TOTAL LIABILITIES | 1,198,442 | 19,187 | 51 | 14 | 1,217,694 |
| FUND BALANCES | | | | | |
| Nonspendable: | | | | | |
| Prepaid expenses | - | - | 32,614 | 41,024 | 73,638 |
| Restricted for | | | | | |
| Court related operations | - | 35,257 | - | - | 35,257 |
| Court related technology | - | - | 99,054 | - | 99,054 |
| Records modernization | - | - | - | 50,993 | 50,993 |
| Unassigned | - | - | - | - | - |
| TOTAL FUND BALANCES | - | 35,257 | 131,668 | 92,017 | 258,942 |
| TOTAL LIABILITIES AND FUND BALANCES | \$ 1,198,442 | \$ 54,444 | \$ 131,719 | \$ 92,031 | \$ 1,476,636 |

The accompanying notes are an integral part of the financial statements.

**CLERK OF THE CIRCUIT COURT
FLAGLER COUNTY, FLORIDA
STATEMENT OF REVENUES, EXPENDITURES, AND CHANGES
IN FUND BALANCES- GOVERNMENTAL FUNDS
FOR THE YEAR ENDED SEPTEMBER 30, 2012**

| | General Fund | Court General | Court Technology | Records Modernization | Governmental Funds |
|---|-------------------------|--------------------------|-----------------------------|----------------------------------|-------------------------------|
| REVENUES | | | | | |
| Intergovernmental | \$ - | \$ 1,455,169 | \$ - | \$ - | \$ 1,455,169 |
| Charges for services | 600,342 | - | 194,256 | 67,248 | 861,846 |
| Fines and forfeitures | - | - | 63,292 | - | 63,292 |
| Miscellaneous revenue | 18,652 | - | 500 | 546 | 19,698 |
| TOTAL REVENUES | 618,994 | 1,455,169 | 258,048 | 67,794 | 2,400,005 |
| EXPENDITURES | | | | | |
| Current | | | | | |
| General government | | | | | |
| Personal services | 1,209,515 | - | - | - | 1,209,515 |
| Operating expenses | 156,041 | - | - | 88,888 | 244,929 |
| Capital outlay | 94,024 | - | - | 9,335 | 103,359 |
| Court related | | | | | |
| Personal services | - | 1,275,880 | 57,264 | - | 1,333,144 |
| Operating expenses | 15,793 | 131,032 | 85,937 | - | 232,762 |
| Capital outlay | - | - | 18,670 | - | 18,670 |
| TOTAL EXPENDITURES | 1,475,373 | 1,406,912 | 161,871 | 98,223 | 3,142,379 |
| EXCESS OF REVENUES OVER (UNDER) EXPENDITURES | (856,379) | 48,257 | 96,177 | (30,429) | (742,374) |
| OTHER FINANCING SOURCES (USES) | | | | | |
| Transfers in- Board of County Commissioners | 1,105,364 | - | - | - | 1,105,364 |
| Reversion to other governments | - | (54,872) | - | - | (54,872) |
| Reversion to Board of County Commissioners | (248,985) | - | - | - | (248,985) |
| TOTAL OTHER FINANCING SOURCES (USES) | 856,379 | (54,872) | - | - | 801,507 |
| NET CHANGE IN FUND BALANCES | - | (6,615) | 96,177 | (30,429) | 59,133 |
| FUND BALANCES, BEGINNING OF YEAR | - | 41,872 | 35,491 | 122,446 | 199,809 |
| FUND BALANCES, END OF YEAR | \$ - | \$ 35,257 | \$ 131,668 | \$ 92,017 | \$ 258,942 |

The accompanying notes are an integral part of the financial statements.

**CLERK OF THE CIRCUIT COURT
FLAGLER COUNTY, FLORIDA
STATEMENT OF FIDUCIARY NET ASSETS - AGENCY FUNDS
SEPTEMBER 30, 2012**

| | Agency Funds |
|--------------------------------------|-------------------------|
| ASSETS | |
| Cash and cash equivalents | \$ 3,135,069 |
| Accounts receivable | 2,295 |
| Due from other funds | 1,136 |
| Due from other governments | 101 |
| | <hr/> |
| TOTAL ASSETS | \$ 3,138,601 |
| | <hr/> |
| LIABILITIES | |
| Accounts payable | \$ 17,096 |
| Due to other funds | 1,136 |
| Due to Board of County Commissioners | 24,805 |
| Due to constitutional officers | 1,866 |
| Due to other governments | 325,687 |
| Deposits | 2,768,011 |
| | <hr/> |
| TOTAL LIABILITIES | 3,138,601 |
| | <hr/> |
| NET ASSETS | \$ - |
| | <hr/> |

The accompanying notes are an integral part of the financial statements.

**CLERK OF THE CIRCUIT COURT
FLAGLER COUNTY, FLORIDA
NOTES TO SPECIAL PURPOSE FINANCIAL STATEMENTS
SEPTEMBER 30, 2012**

(1) Summary of Significant Accounting Policies:

The accounting policies of the Flagler County Clerk of the Circuit Court (the Clerk) conform to the accounting principles generally accepted in the United States of America as applicable to governments. The following is a summary of the significant accounting policies.

Reporting Entity – The Governmental Accounting Standards Board (GASB) in its Statement No. 14, “The Financial Reporting Entity,” as amended by GASB 39, “Determining Whether Certain Organizations Are Component Units an amendment of GASB Statement 14”, establishes standards for defining the financial reporting entity. In developing these standards, the GASB assumed that all governmental organizations are responsible to elected officials at the federal, state, or local level. Financial reporting by a state or local government should report the elected officials’ accountability for those organizations.

The Clerk, as established by Article VIII of the Constitution of the State of Florida, is an elected official of the County. Although the Clerk’s Office is operationally autonomous from the Board of County Commissioners (the Board), it does not hold sufficient corporate powers of its own to be considered a legally separate entity for financial reporting purposes. Therefore, the Clerk is reported as a part of the primary government of Flagler County, Florida. The Clerk’s special purpose financial statements do not intend to reflect the financial position or the results of operations of Flagler County, Florida, taken as a whole.

Measurement Focus, Basis of Accounting, and Basis of Presentation - The Clerk’s financial statements are issued separately to comply with Section 10.557(4)(c) *Rules of the Auditor General for Local Governmental Entity Audits*, pursuant to Section 218.39(2), *Florida Statutes*. These special purpose financial statements are the fund financial statements specified in GASB Statement No. 34. In conformity with the Rules, the Clerk has not presented reconciliations to the government-wide financial statements, the government-wide statements, or management’s discussion and analysis. Also, certain notes to the financial statements may supplement, rather than duplicate, the notes included in the County’s countywide financial statements.

Fund financial statements report detailed information about the Clerk. The focus of fund financial statements is on major funds. Each major fund is reported in a separate column. For the year ended September 30, 2012, the Clerk reported the General, Court General, Court Technology and Records Modernization as major funds.

Fund Balance – The Clerk follows the provisions of GASB Statement No. 54, *Fund Balance Reporting and Governmental Fund Type Definitions* to classify fund balances for governmental funds into specifically defined classifications. The classifications comprise a hierarchy based primarily on the extent to which the Clerk is bound to honor constraints on the specific purposes for which amounts in the funds can be spent.

The fund balance classifications specified in GASB Statement No. 54 are as follows:

Nonspendable Fund Balance – Nonspendable fund balances are amounts that cannot be spent because they are either (a) not in spendable form or (b) legally or contractually required to be maintained intact.

**CLERK OF THE CIRCUIT COURT
FLAGLER COUNTY, FLORIDA
NOTES TO SPECIAL PURPOSE FINANCIAL STATEMENTS
SEPTEMBER 30, 2012**

(1) Summary of Significant Accounting Policies: (Continued)

Restricted Fund Balance – Restricted fund balances are restricted when constraints placed on the use of resources are either: (a) externally imposed by creditors, grantors, contributors, or laws or regulations of the other governments; or (b) imposed by law through constitutional provisions or enabling legislation.

Committed Fund Balance – Committed fund balances are amounts that can only be used for specific purposes as a result of constraints imposed by formal action of the Clerk's highest decision-making authority, which is a policy of the Clerk. Committed amounts cannot be used for any other purpose unless the Clerk removes those constraints by taking the same type of action.

Assigned Fund Balance – Assigned fund balances are amounts that are constrained by the Clerk's intent to be used for specific purposes, but are neither restricted nor committed. Intent is expressed by (a) the constitutional officer or (b) a body or official to which the constitutional officer has delegated the authority to assign amounts to be used for specific purposes.

Unassigned Fund Balance – Unassigned fund balance is the residual classification for the General Fund.

The Clerks policy is to expend resources in the following order: restricted, committed, assigned, and unassigned.

Fund Accounting

Governmental funds are accounted for using the flow of current financial resources measurement focus. Generally, only current assets and current liabilities are included on the balance sheet. Operating statements for these funds present increases (i.e., revenues and other financing sources) and decreases (i.e., expenditures and other financing uses) in net current assets. The Clerk reports the following governmental funds:

General Fund – The General Fund of the Clerk is used to account for and report all financial resources which are generated from operations of the Clerk's Office, appropriations from the Board of County Commissioners, and any other resources not required to be accounted for and reported in another fund.

Court General – The Court General Fund of the Clerk is used to account for appropriations received from the State of Florida. Said resources are to be used specifically as noted in FS 28.35(3)(a).

Court Technology – The Court Technology Fund of the Clerk is used to account for certain revenues as noted in FS 28.24 and FS 28.37(2) that are to be used exclusively for court related functions in accordance with FS 29.008 and FS 28.37(2) respectively.

Records Modernization– The Records Modernization Fund of the Clerk is used to account for certain revenue that is to be "held in trust by the clerk and used exclusively for equipment and maintenance of equipment , personnel training and technical assistance in modernizing the public records system in the office in accordance with FS 28.24 (12)(d).

**CLERK OF THE CIRCUIT COURT
FLAGLER COUNTY, FLORIDA
NOTES TO SPECIAL PURPOSE FINANCIAL STATEMENTS
SEPTEMBER 30, 2012**

(1) Summary of Significant Accounting Policies: (Continued)

The modified accrual basis of accounting is used by governmental funds. Under the modified accrual basis of accounting, revenues are recognized when susceptible to accrual (i.e., when they become measurable and available to finance liabilities of the current fiscal year). For this purpose, the Clerk considers revenues to be available if they are collected within 60 days of the end of the current period except for the amount due from the Department of Revenue which extends beyond this period. Expenditures are recorded when the related fund liability is incurred, except for certain compensated absences, which are recognized as expenditures to the extent they have matured.

Interest income and other revenue are recognized as they are earned and become measurable and available to pay liabilities of the current period.

Chapter 218, Florida Statutes provide that the amount by which the General Fund revenue and transfers exceed annual expenditures be remitted to the Board of County Commissioners immediately following the fiscal year for which the funding was provided or following the fiscal year during which other revenue was recognized. The amount of this distribution is recorded as a liability and as other financing uses in the accompanying financial statements.

The cumulative appropriation in excess of the amount needed to meet approved court related expenditures of the Court General Fund is remitted to the Florida Department of Revenue after June 30 for the preceding state fiscal year.

Capital outlays expended in governmental fund operations are capitalized in the basic financial statements of Flagler County, Florida.

Additionally, the Clerk reports the following fund types:

Agency Funds – The Agency Funds of the Clerk are used to account for assets held by the Clerk as an agent for individuals, private organizations, other governments, and/or other funds. Agency Funds are custodial in nature (assets equal liabilities) and do not involve measurement of results of operations. Agency fund assets and liabilities are accounted for on the accrual basis of accounting.

Cash and Cash Equivalents – The Clerk's cash and cash equivalents are considered to be cash on hand, demand deposits, and short-term investments with original maturities of three months or less from acquisition date.

Prepays – Certain payments to vendors for software maintenance agreements applicable to future accounting periods are recorded as prepaids in the accompanying financial statements. An offsetting nonspendable fund balance is reported in the fund financial statements to indicate that prepaids do not represent available spendable resources.

Capital Assets – Capital assets used by the Clerk are recorded and accounted for by the Flagler County Board of County Commissioners.

**CLERK OF THE CIRCUIT COURT
FLAGLER COUNTY, FLORIDA
NOTES TO SPECIAL PURPOSE FINANCIAL STATEMENTS
SEPTEMBER 30, 2012**

(1) Summary of Significant Accounting Policies: (Continued)

Compensated Absences – Earned leave time is determined by employees' length of service. Vacation and sick leave payments are included in operating costs when the payments are made to the employees. The Clerk does not, nor is she legally required to accumulate financial resources for these unmatured obligations. Accordingly, the liability for compensated absences is not reported in the governmental funds but rather is reported in the basic financial statements of Flagler County, Florida.

Use of Estimates – The preparation of financial statements in accordance with GAAP, requires management to make estimates and assumptions that effect the reporting amounts of assets and liabilities at the date of the financial statements, and the reporting amount of revenues and expenses during the reporting period. Actual amounts could differ from those estimates.

(2) Operating Leases:

The Clerk has seven operating leases for office equipment. The leases expire at varying dates from May 30, 2013 to November 1, 2014. Monthly payments range from \$93 to \$1,785. Lease expense for the year ended September 30, 2012 was \$39,286. The future minimum lease payments for the next five years are as follows:

| Year Ending September 30, | Amount |
|------------------------------|------------------|
| 2013 | \$ 32,221 |
| 2014 | 13,642 |
| 2015 | 816 |
| | <u>\$ 46,679</u> |

(3) Changes in Long-Term Liabilities:

The Clerk estimates \$185,322 due within one year. A summary of changes in the Clerk's long-term liabilities as reported in the basic financial statements of Flagler County, Florida follows:

| | Balance October 1, 2011 | Additions | Deletions | Balance September 30, 2012 |
|----------------------|-------------------------------|------------|------------|----------------------------------|
| Compensated absences | \$ 180,028 | \$ 186,634 | \$ 181,340 | \$ 185,322 |

**CLERK OF THE CIRCUIT COURT
FLAGLER COUNTY, FLORIDA
NOTES TO SPECIAL PURPOSE FINANCIAL STATEMENTS
SEPTEMBER 30, 2012**

(4) Pension Plans:

Defined Benefit Pension Plan – The Clerk participates in the Florida Retirement System Pension Plan (Pension Plan), a cost-sharing multiple-employer public employee retirement system administered by the State of Florida Department of Management Services, Division of Retirement to provide retirement and survivor benefits to participating public employees. Chapter 121, *Florida Statutes*, establishes the authority for participant eligibility, contribution requirements, vesting eligibility and benefit provisions. The Pension Plan issues a publicly available financial report that includes financial statements, ten-year historical trend information, and other required supplementary information. That report may be obtained by writing to the:

State of Florida Department of Management Services
Division of Retirement
PO Box 9000
Tallahassee, Florida 32315-1560

Regular members hired before July 1, 2011 are eligible for normal retirement after six years of service and attaining age sixty-two, or thirty years of service regardless of age. Regular members hired after July 1, 2011 are eligible for normal retirement after eight years of service and attaining age sixty-five, or thirty three years of service regardless of age. Early retirement may be taken any time after completion of six or eight years of service; however, there is a five percent benefit reduction for each year prior to normal retirement. For the period October 1, 2011 through September 30, 2012 the employee contribution rate was 3%. The employer contribution rates are as follows:

| | July 1, 2011 - June 30, 2012 | July 1, 2012 - September 30, 2012 |
|--|---|--|
| Regular Employees | 4.91% | 5.18% |
| Elected County Officials | 11.14% | 10.23% |
| Senior Management | 6.27% | 6.30% |
| Deferred Retirement Option Programs Employees | 4.42% | 5.44% |

The contribution rate of current year covered payroll is 5.04 percent. For the years ended September 30, 2012, 2011, and 2010, total contributions were \$96,063, \$184,702, and \$204,112, respectively. The Clerk made actual contributions equal to the actuarially determined required contributions each year.

Defined Contribution Pension Plan – As of June 1, 2002, the Florida Retirement System offers members the option of participating in the Florida Retirement System Investment Plan (Investment Plan), a defined contribution plan qualified under Section 401(a) of the Internal Revenue Code. The Investment Plan is administered by the State of Florida Department of Administration, Division of Retirement to provide retirement and survivor benefits to participating public employees. Chapter 121, *Florida Statutes*, establishes the authority for participant eligibility, contribution requirements, vesting eligibility and benefit provisions.

The Investment Plan provides for vesting of benefits after one year of credible service. Employees may make an election to participate in the Investment Plan instead of the Pension Plan.

**CLERK OF THE CIRCUIT COURT
FLAGLER COUNTY, FLORIDA
NOTES TO SPECIAL PURPOSE FINANCIAL STATEMENTS
SEPTEMBER 30, 2012**

(4) Pension Plans: (Continued)

New employees may make the election within five months of their month of hire. Participants in the Investment Plan also have a one-time opportunity to switch back to the Pension Plan at any time by "buying back" into the Pension Plan. For the period October 1, 2011 through September 30, 2012 the employee contribution rate was 3%. The employer contribution rates for the Investment Plan are the same as the Pension Plan.

For the year ended September 30, 2012, 9 employees of the Clerk were participating in the Investment Plan and the remaining employees were participating in the Pension Plan. The total contribution to the Investment Plan for the year ended September 30, 2012 was \$10,879.

(5) Deposits:

At fiscal year end, the carrying amount of the Clerk's deposits and bank balances were \$4,490,477 and \$5,191,268, respectively. Bank balances are insured up to \$250,000 by the Federal Depository Insurance Corporation (FDIC). Any balance in excess of FDIC insurance is covered by collateral held by the Clerk's custodial bank which is pledged to a state trust fund that provides security in accordance with the Florida Security for Public Deposits Act, Chapter 280, of the *Florida Statutes*.

The Florida Security for Public Deposits Act established guidelines for qualification and participation by banks and savings associations, procedures for the administration of the collateral requirements and characteristics of eligible collateral. Under the Act, the qualified public depository must pledge at least 50 percent of the average daily balance for each month of all public deposits in excess of any applicable deposit insurance. Additional collateral, up to a maximum of 125 percent, may be required, if deemed necessary under the conditions set forth in the Act. Obligations pledged to secure deposits must be delivered to the State Treasurer or, with the approval of the State Treasurer, to a bank, savings association, or trust company provided a power of attorney is delivered to the Treasurer. Under the Act, the pool may assess participating financial institutions on a pro rata basis to fund any shortfall in the event of the failure of a member institution.

(6) Interfund Balances:

These balances represent loans between the borrower and the lender funds. These resulted from the time lag between the dates that interfund goods and services are provided or reimbursable expenditures occur. At September 30, 2012, interfund balances consisted of:

| | <u>Due From Other Funds</u> | <u>Due To Other Funds</u> |
|---------------|---------------------------------|-------------------------------|
| Agency funds: | | |
| Court Bond | \$ 1,136 | \$ - |
| Child Support | - | 1,136 |
| Totals | <u>\$ 1,136</u> | <u>\$ 1,136</u> |

**CLERK OF THE CIRCUIT COURT
FLAGLER COUNTY, FLORIDA
NOTES TO SPECIAL PURPOSE FINANCIAL STATEMENTS
SEPTEMBER 30, 2012**

(7) Due From/To Entities of Flagler County:

At September 30, 2012, the amounts due from/to entities of Flagler County consist of the following:

| | |
|-------------------------------------|-------------------|
| <u>General Fund</u> | |
| Board of County Commissioners | \$ 201 |
| Due from entities of Flagler County | <u>\$ 201</u> |
| <u>General Fund</u> | |
| Board of County Commissioners | 283,187 |
| <u>Agency Funds</u> | |
| Sheriff | 1,866 |
| Board of County Commissioners | 24,805 |
| Due to entities of Flagler County | <u>\$ 309,858</u> |

There were \$248,985 of excess revenues reverted to the Board of County Commissioners.

(8) Risk Management:

The Clerk participates in the Flagler County risk management program. The Board of County Commissioners maintains a Group Medical Benefit Internal Service Fund for life and health insurance. During the current year, the Clerk remitted \$476,825 to the Board for insurance coverage. Information regarding the program's coverage, self-insurance reserves and program administration can be found in the basic financial statements of the Flagler County Board of County Commissioners for the year ended September 30, 2012.

(9) Other Postemployment Benefits:

The Clerk participates in the plan established by the Board of County Commissioners to provide other postemployment benefits to retirees of the Board and Constitutional Officers. The County has implemented the provisions of GASB Statement No. 45, *Accounting and Financial Reporting by Employers for Postemployment Benefits Other Than Pensions*. A detailed plan description and any liability for employees of the Clerk are included in the financial statements of the County.

REQUIRED SUPPLEMENTARY INFORMATION

**CLERK OF THE CIRCUIT COURT
FLAGLER COUNTY, FLORIDA
SCHEDULE OF REVENUES, EXPENDITURES, AND CHANGES
IN FUND BALANCES- BUDGET and ACTUAL- GENERAL FUND
FOR THE YEAR ENDED SEPTEMBER 30, 2012**

| | <u>Budgeted Amounts</u> | | | Variance With Final Budget - Positive (Negative) |
|---|-------------------------|--------------------|---------------------------|---|
| | <u>Original</u> | <u>Final</u> | <u>Actual Amounts</u> | |
| REVENUES | | | | |
| Charges for services | \$ 518,000 | \$ 600,100 | \$ 600,342 | \$ 242 |
| Miscellaneous revenue | 3,500 | 18,500 | 18,652 | 152 |
| TOTAL REVENUES | <u>521,500</u> | <u>618,600</u> | <u>618,994</u> | <u>394</u> |
| EXPENDITURES | | | | |
| Current | | | | |
| General government | | | | |
| Personal services | 1,399,228 | 1,211,128 | 1,209,515 | 1,613 |
| Operating expenses | 202,636 | 161,975 | 156,041 | 5,934 |
| Capital outlay | - | 94,900 | 94,024 | 876 |
| Court related | | | | |
| Operating expenses | 25,000 | 16,000 | 15,793 | 207 |
| TOTAL EXPENDITURES | <u>1,626,864</u> | <u>1,484,003</u> | <u>1,475,373</u> | <u>8,630</u> |
| EXCESS OF REVENUES OVER (UNDER) EXPENDITURES | <u>(1,105,364)</u> | <u>(865,403)</u> | <u>(856,379)</u> | <u>9,024</u> |
| OTHER FINANCING SOURCES (USES) | | | | |
| Transfers in- Board of County Commissioners | 1,105,364 | 1,105,364 | 1,105,364 | - |
| Reversion to Board of County Commissioners | - | (239,961) | (248,985) | (9,024) |
| TOTAL OTHER FINANCING SOURCES (USES) | <u>1,105,364</u> | <u>865,403</u> | <u>856,379</u> | <u>(9,024)</u> |
| NET CHANGE IN FUND BALANCE | - | - | - | - |
| FUND BALANCES, BEGINNING OF YEAR | - | - | - | - |
| FUND BALANCES, END OF YEAR | <u><u>\$ -</u></u> | <u><u>\$ -</u></u> | <u><u>\$ -</u></u> | <u><u>\$ -</u></u> |

Note to schedule:

The schedule is prepared on a basis that does not differ materially from generally accepted accounting principles. Its preparation, adoption, and amendment is governed by Florida Statutes. The fund is the legal level of control.

**CLERK OF THE CIRCUIT COURT
FLAGLER COUNTY, FLORIDA
SCHEDULE OF REVENUES, EXPENDITURES, AND CHANGES
IN FUND BALANCES- BUDGET and ACTUAL- COURT GENERAL FUND
FOR THE YEAR ENDED SEPTEMBER 30, 2012**

| | Budgeted Amounts | | | Variance With Final Budget - Positive (Negative) |
|---|------------------|------------------|-------------------|---|
| | Original | Final | Actual Amounts | |
| REVENUES | | | | |
| Intergovernmental | \$ 1,117,063 | \$ 1,455,189 | \$ 1,455,169 | \$ (20) |
| TOTAL REVENUES | <u>1,117,063</u> | <u>1,455,189</u> | <u>1,455,169</u> | <u>(20)</u> |
| EXPENDITURES | | | | |
| Court related | | | | |
| Personal services | 999,928 | 1,306,760 | 1,275,880 | 30,880 |
| Operating expenses | 117,135 | 135,401 | 131,032 | 4,369 |
| TOTAL EXPENDITURES | <u>1,117,063</u> | <u>1,442,161</u> | <u>1,406,912</u> | <u>35,249</u> |
| EXCESS OF REVENUES OVER (UNDER) EXPENDITURES | <u>-</u> | <u>13,028</u> | <u>48,257</u> | <u>35,229</u> |
| OTHER FINANCING SOURCES (USES) | | | | |
| Reversion to other governments | - | (54,900) | (54,872) | 28 |
| TOTAL OTHER FINANCING SOURCES (USES) | <u>-</u> | <u>(54,900)</u> | <u>(54,872)</u> | <u>28</u> |
| NET CHANGE IN FUND BALANCE | - | (41,872) | (6,615) | 35,257 |
| FUND BALANCES, BEGINNING OF YEAR | <u>-</u> | <u>41,872</u> | <u>41,872</u> | <u>-</u> |
| FUND BALANCES, END OF YEAR | <u>\$ -</u> | <u>\$ -</u> | <u>\$ 35,257</u> | <u>\$ 35,257</u> |

Notes to schedule:

Pursuant to Section 28.36, Florida Statutes, the budget is subject to the General Appropriations Act of the Florida Legislature. The State of Florida releases this appropriation on a monthly basis. As such, the budgeted amounts reflected in this schedule are comprised of nine months from the State's 2012 fiscal year and three months from the State's 2013 fiscal year. The fund is the legal level of control.

**CLERK OF THE CIRCUIT COURT
FLAGLER COUNTY, FLORIDA
SCHEDULE OF REVENUES, EXPENDITURES, AND CHANGES
IN FUND BALANCES- BUDGET and ACTUAL- COURT TECHNOLOGY
FOR THE YEAR ENDED SEPTEMBER 30, 2012**

| | <u>Budgeted Amounts</u> | | <u>Actual Amounts</u> | <u>Variance With Final Budget - Positive (Negative)</u> |
|---|-------------------------|-----------------|---------------------------|---|
| | <u>Original</u> | <u>Final</u> | | |
| REVENUES | | | | |
| Charges for services | \$ 150,000 | \$ 194,000 | \$ 194,256 | \$ 256 |
| Fines and forfeitures | 65,000 | 63,500 | 63,292 | (208) |
| Miscellaneous revenue | - | 550 | 500 | (50) |
| TOTAL REVENUES | <u>215,000</u> | <u>258,050</u> | <u>258,048</u> | <u>(2)</u> |
| EXPENDITURES | | | | |
| Court related | | | | |
| Personal services | 66,784 | 100,235 | 57,264 | 42,971 |
| Operating expenses | 175,216 | 151,578 | 85,937 | 65,641 |
| Capital outlay | - | 33,237 | 18,670 | 14,567 |
| TOTAL EXPENDITURES | <u>242,000</u> | <u>285,050</u> | <u>161,871</u> | <u>123,179</u> |
| EXCESS OF REVENUES OVER (UNDER) EXPENDITURES | <u>(27,000)</u> | <u>(27,000)</u> | <u>96,177</u> | <u>123,177</u> |
| NET CHANGE IN FUND BALANCE | (27,000) | (27,000) | 96,177 | 123,177 |
| FUND BALANCES, BEGINNING OF YEAR | <u>27,000</u> | <u>27,000</u> | <u>35,491</u> | <u>8,491</u> |
| FUND BALANCES, END OF YEAR | <u>\$ -</u> | <u>\$ -</u> | <u>\$ 131,668</u> | <u>\$ 131,668</u> |

Note to schedule:

The schedule is prepared on a basis that does not differ materially from generally accepted accounting principles. Its preparation, adoption, and amendment is governed by Florida Statutes. The fund is the legal level of control.

**CLERK OF THE CIRCUIT COURT
FLAGLER COUNTY, FLORIDA
SCHEDULE OF REVENUES, EXPENDITURES, AND CHANGES
IN FUND BALANCES- BUDGET and ACTUAL- RECORDS MODERNIZATION
FOR THE YEAR ENDED SEPTEMBER 30, 2012**

| | <u>Budgeted Amounts</u> | | | Variance With Final Budget - Positive (Negative) |
|---|-------------------------|------------------|---------------------------|---|
| | <u>Original</u> | <u>Final</u> | <u>Actual Amounts</u> | |
| REVENUES | | | | |
| Charges for services | \$ 55,000 | \$ 67,000 | \$ 67,248 | \$ 248 |
| Miscellaneous revenue | - | 500 | 546 | 46 |
| TOTAL REVENUES | <u>55,000</u> | <u>67,500</u> | <u>67,794</u> | <u>294</u> |
| EXPENDITURES | | | | |
| Current | | | | |
| General government | | | | |
| Operating expenses | 54,750 | 89,050 | 88,888 | 162 |
| Capital outlay | - | 9,500 | 9,335 | 165 |
| Reserve for Future Use | 118,750 | 74,950 | - | 74,950 |
| TOTAL EXPENDITURES | <u>173,500</u> | <u>173,500</u> | <u>98,223</u> | <u>75,277</u> |
| EXCESS OF REVENUES OVER (UNDER) EXPENDITURES | <u>(118,500)</u> | <u>(106,000)</u> | <u>(30,429)</u> | <u>75,571</u> |
| NET CHANGE IN FUND BALANCE | (118,500) | (106,000) | (30,429) | 75,571 |
| FUND BALANCES, BEGINNING OF YEAR | <u>118,500</u> | <u>106,000</u> | <u>122,446</u> | <u>16,446</u> |
| FUND BALANCES, END OF YEAR | <u>\$ -</u> | <u>\$ -</u> | <u>\$ 92,017</u> | <u>\$ 92,017</u> |

Note to schedule:

The schedule is prepared on a basis that does not differ materially from generally accepted accounting principles. Its preparation, adoption, and amendment is governed by Florida Statutes. The fund is the legal level of control.

**ADDITIONAL ELEMENTS REQUIRED BY THE
RULES OF THE AUDITOR GENERAL**



Management Letter

The Honorable Gail Wadsworth
Clerk of the Circuit Court
Flagler County, Florida

We have audited the financial statements of the Flagler County Clerk of the Circuit Court, as of and for the fiscal year ended September 30, 2012, and have issued our report thereon dated March 4, 2013.

We conducted our audit in accordance with auditing standards generally accepted in the United States of America and the standards applicable to financial audits contained in *Government Auditing Standards*, issued by the Comptroller General of the United States. Additionally, our audit was conducted in accordance with the provisions of Chapter 10.550, Rules of the Auditor General, which govern the conduct of local governmental entity audits performed in the State of Florida and require that certain items be addressed in this letter.

Prior Audit Findings

The Rules of the Auditor General require that we comment as to whether or not corrective actions have been taken to address findings and recommendations made in the preceding audit. If the audit findings in the preceding audit report are uncorrected, we are required to identify those findings that were also included in the second preceding audit report. The Flagler County Clerk of the Circuit Court has no uncorrected prior audit findings that are required to be identified pursuant to the Rules of the Auditor General.

Investment of Public Funds

As required by the Rules of the Auditor General, the scope of our audit included a review of the provisions of Section 218.415, Florida Statutes, regarding the investment of public funds. Our audit did not reveal any noncompliance with the provisions of Section 218.415, Florida Statutes.

Sections 28.35 and 28.36, Florida Statutes

The Rules of the Auditor General require that statements be included in the management letter as to whether the Office complied with the requirements of Sections 28.35 and 28.36, Florida Statutes. Our audit of the financial statements disclosed no reportable instances of noncompliance with the budget pursuant to Section 28.36, Florida Statutes, and no reportable instances of noncompliance with the performance standards developed and certified pursuant to Section 28.35, Florida Statutes.

The Honorable Gail Wadsworth
Clerk of the Circuit Court
Flagler County, Florida
Page 2

Other Matters

Our audit did not reveal any other matters that we are required to include in this management letter.

This management letter is intended solely for the information and use of the Flagler County Clerk of the Circuit Court and management, the State of Florida Auditor General and other agencies and is not intended to be and should not be used by anyone other than these specified parties.

We wish to take this opportunity to thank you and your staff for the cooperation and courtesies extended to us during the course of the audit. Please let us know if you have any questions or comments concerning this letter, our accompanying reports, or other matters.

A handwritten signature in cursive script that reads "Carr, Riggs & Ingram LLC".

March 4, 2013
Gainesville, Florida



The Honorable Gail Wadsworth
Clerk of the Circuit Court
Flagler County, Florida

We have audited the financial statements of each major fund and the aggregate remaining fund information of the Flagler County Clerk of the Circuit Court (the "Office") as of and for the year ended September 30, 2012, which collectively comprise the Office's special purpose financial statements and have issued our report thereon dated March 4, 2013. Our report on the financial statements included a paragraph explaining that the Office is an integral part of Flagler County, the primary government for financial reporting purposes. We conducted our audit in accordance with auditing standards generally accepted in the United States of America and the standards applicable to financial audits contained in *Government Auditing Standards*, issued by the Comptroller General of the United States.

Report on Internal Control Over Financial Reporting and on Compliance and Other Matters

Internal Control Over Financial Reporting

Management of the Office is responsible for establishing and maintaining effective internal control over financial reporting. In planning and performing our audit, we considered the Office's internal control over financial reporting as a basis for designing our auditing procedures for the purpose of expressing our opinions on the financial statements, but not for the purpose of expressing an opinion on the effectiveness of the Office's internal control over financial reporting. Accordingly, we do not express an opinion on the effectiveness of the Office's internal control over financial reporting.

A deficiency in internal control exists when the design or operation of a control does not allow management or employees, in the normal course of performing their assigned functions, to prevent, or detect and correct misstatements on a timely basis. A *material weakness* is a deficiency, or combination of deficiencies, in internal control, such that there is a reasonable possibility that a material misstatement of the entity's financial statements will not be prevented, or detected and corrected on a timely basis.

Our consideration of internal control over financial reporting was for the limited purpose described in the first paragraph of this section and was not designed to identify all deficiencies in internal control over financial reporting that might be deficiencies, significant deficiencies or material weaknesses. We did not identify any deficiencies in internal control over financial reporting that we consider to be material weaknesses, as defined above.

Compliance and Other Matters

As part of obtaining reasonable assurance about whether the Office's financial statements are free of material misstatement, we performed tests of its compliance with certain provisions of laws, regulations, contracts, and grant agreements, noncompliance with which could have a direct and material effect on the determination of financial statement amounts. However, providing an opinion on compliance with those provisions was not an objective of our audit and, accordingly, we do not express such an opinion. The results of our tests disclosed no instances of noncompliance or other matters that are required to be reported under *Government Auditing Standards*.

Communication with Those Charged with Governance

Professional standards require that we provide you with the following information related to our audit.

Our Responsibility Under U.S. Generally Accepted Auditing Standards

As stated in our engagement letter, our responsibility, as described by professional standards, is to express an opinion about whether the financial statements prepared by management with your oversight are fairly presented, in all material respects. Our audit of the financial statements does not relieve you or management of your responsibilities.

Planned Scope and Timing of the Audit

We performed the audit according to the planned scope and timing.

Significant Audit Findings

Qualitative Aspects of Accounting Practices

Management is responsible for the selection and use of appropriate accounting policies. The significant accounting policies used are described in Note 1 to the financial statements. No new accounting policies were adopted and the application of existing policies was not changed during the year. We noted no transactions entered into during the year for which there is a lack of authoritative guidance or consensus.

Accounting estimates are an integral part of the financial statements prepared by management and are based on management's knowledge and experience about past and current events and assumptions about future events. Certain accounting estimates are particularly sensitive because of their significance to the financial statements and because of the possibility that future events affecting them may differ significantly from those expected. There were no particularly sensitive estimates significantly affecting the financial statements.

The disclosures in the financial statements are neutral, consistent, and clear. Certain financial statement disclosures are particularly sensitive because of their significance to financial statement users. There are no particularly sensitive disclosures significantly affecting the financial statements.

Difficulties Encountered in Performing the Audit

We encountered no significant difficulties in dealing with management in performing and completing our audit.

Corrected and Uncorrected Misstatements

Professional standards require us to accumulate all known and likely misstatements identified during the audit, other than those that are trivial, and communicate them to the appropriate level of management. There were no misstatements identified during the audit.

Disagreements with Management

For purposes of this letter, professional standards define a disagreement with management as a financial accounting, reporting, or auditing matter, whether or not resolved to our satisfaction, that could be significant to the financial statements or the auditor's report. We are pleased to report that no such disagreements arose during the course of our audit.

Management Representations

We have requested certain representations from management that are included in the management representation letter.

This report is intended solely for the information and use of the Flagler County Clerk of the Circuit Court and management, the State of Florida Auditor General and other agencies and is not intended to be and should not be used by anyone other than these specified parties.

Car, Riggs & Ingram LLC

March 4, 2013
Gainesville, Florida

FLAGLER COUNTY
SHERIFF

AUDIT REPORT

SEPTEMBER 30, 2012

**Flagler County Sheriff
Audit Report
September 30, 2012**

TABLE OF CONTENTS

| | Page |
|--|------|
| INDEPENDENT AUDITOR'S REPORT..... | 1 |
| SPECIAL PURPOSE FINANCIAL STATEMENTS: | |
| Governmental Funds: | |
| Balance Sheet | 3 |
| Statement of Revenues, Expenditures and Changes in Fund Balances | 4 |
| Fiduciary Funds: | |
| Statement of Fiduciary Net Assets | 5 |
| Notes to Financial Statements | 6 |
| REQUIRED SUPPLEMENTARY INFORMATION: | |
| Schedule of Revenues, Expenditures and Changes in Fund Balances – Budget and Actual – General Fund | 12 |
| SUPPLEMENTARY INFORMATION: | |
| Combining Balance Sheet – Nonmajor Governmental Funds | 13 |
| Combining Statement of Revenues, Expenditures and Changes in Fund Balances – Nonmajor Governmental Funds | 14 |
| Combining Statement of Fiduciary Net Assets – Agency Funds | 15 |
| ADDITIONAL ELEMENTS REQUIRED BY THE RULES OF THE AUDITOR GENERAL: | |
| Management Letter | 16 |
| Report on Internal Control Over Financial Reporting and on Compliance and Other Matters/Communication with Those Charged with Governance | 18 |

Independent Auditor's Report

The Honorable Donald W. Fleming
Sheriff
Flagler County, Florida

We have audited the accompanying financial statements of the major fund and the aggregate remaining fund information of the Flagler County Sheriff (the "Office") as of and for the year ended September 30, 2012, which collectively comprise the Office's special purpose financial statements as listed in the table of contents. These financial statements are the responsibility of the management of the Office. Our responsibility is to express opinions on these financial statements based on our audit.

We conducted our audit in accordance with auditing standards generally accepted in the United States of America and the standards applicable to financial audits contained in *Government Auditing Standards*, issued by the Comptroller General of the United States. Those standards require that we plan and perform the audit to obtain reasonable assurance about whether the financial statements are free of material misstatement. An audit includes examining, on a test basis, evidence supporting the amounts and disclosures in the financial statements. An audit also includes assessing the accounting principles used and significant estimates made by management, as well as evaluating the overall financial statement presentation. We believe that our audit provides a reasonable basis for our opinions.

As discussed in Note 1 to the financial statements, the accompanying financial statements have been prepared for the purpose of complying with the Rules of the Auditor General of the State of Florida. They include only the financial activity of the Office, which is an integral part of Flagler County, the primary government for financial reporting purposes.

In our opinion, the special purpose financial statements referred to above present fairly, in all material respects, the respective financial position of the major fund and the aggregate remaining fund information of the Office at September 30, 2012, and the respective changes in financial position, where applicable, thereof for the year then ended in conformity with accounting principles generally accepted in the United States of America.

In accordance with *Government Auditing Standards*, we have also issued a report dated January 4, 2013, on our consideration of the Office's internal control over financial reporting and our tests of its compliance with certain provisions of laws, regulations, contracts, and grant agreements and other matters. The purpose of that report is to describe the scope of our testing of internal control over financial reporting and compliance and the results of that testing, and not to provide an opinion on the internal control over financial reporting or on compliance. That report is an integral part of an audit performed in accordance with *Government Auditing Standards* and should be considered in assessing the results of our audit.

Accounting principles generally accepted in the United States of America require that the budgetary comparison schedule be presented to supplement the special purpose financial statements. Such information, although not a part of the special purpose financial statements, is required by the Governmental Accounting Standards Board, who considers it to be an essential part of financial reporting for placing the special purpose financial statements in an appropriate operational, economic, or historical context. We have applied certain limited procedures to the required supplementary information in accordance with auditing standards generally accepted in the United States of America, which consisted of inquiries of management about the methods of preparing the information and comparing the information for consistency with management's responses to our inquiries, the special purpose financial statements, and other knowledge we obtained during our audit of the special purpose financial statements. We do not express an opinion or provide any assurance on the information because the limited procedures do not provide us with sufficient evidence to express an opinion or provide any assurance.

Our audit was conducted for the purpose of forming opinions on the financial statements that collectively comprise the Office's special purpose financial statements. The supplementary information identified in the table of contents is presented for purposes of additional analysis and is not a required part of the special purpose financial statements. Such information is the responsibility of management and was derived from and relates directly to the underlying accounting and other records used to prepare the special purpose financial statements. The information has been subjected to the auditing procedures applied in the audit of the special purpose financial statements and certain additional procedures, including comparing and reconciling such information directly to the underlying accounting and other records used to prepare the special purpose financial statements or to the special purpose financial statements themselves, and other additional procedures in accordance with auditing standards generally accepted in the United States of America. In our opinion, the information is fairly stated in all material respects in relation to the special purpose financial statements as a whole.

This report is intended solely for the information and use of the Office, its management, and the Auditor General of the State of Florida and is not intended to be and should not be used by anyone other than these specified parties.



January 4, 2013
Gainesville, Florida

Balance Sheet – Governmental Funds
September 30, 2012
Flagler County Sheriff

| | GENERAL FUND | OTHER GOVERNMENTAL FUNDS | TOTAL GOVERNMENTAL FUNDS |
|--|-------------------|--------------------------------|--------------------------------|
| <u>ASSETS</u> | | | |
| Cash and Equivalents | \$ 656,908 | \$ 45,322 | \$ 702,230 |
| Accounts Receivable | 13,362 | - | 13,362 |
| Due from Other Funds | - | 200 | 200 |
| Due from Other County Agencies | 70,647 | 30,000 | 100,647 |
| Due from Other Governments | 101,659 | - | 101,659 |
| TOTAL ASSETS | <u>\$ 842,576</u> | <u>\$ 75,522</u> | <u>\$ 918,098</u> |
| <u>LIABILITIES AND FUND BALANCES</u> | | | |
| <u>LIABILITIES</u> | | | |
| Accounts Payable and Accrued Liabilities | \$ 106,308 | \$ - | \$ 106,308 |
| Accrued Wages | 404,492 | - | 404,492 |
| Deferred Revenue | - | 30,000 | 30,000 |
| Due to Other County Agencies | 118,898 | - | 118,898 |
| Due to Other Governments | 78,013 | - | 78,013 |
| TOTAL LIABILITIES | <u>707,711</u> | <u>30,000</u> | <u>737,711</u> |
| <u>FUND BALANCES</u> | | | |
| Restricted: | | | |
| Law Enforcement Education | - | 427 | 427 |
| Various Donor Purposes | - | 13,167 | 13,167 |
| Committed: | | | |
| Contractual Obligations | 134,865 | - | 134,865 |
| Inmate Benefits | - | 31,928 | 31,928 |
| TOTAL FUND BALANCES | <u>134,865</u> | <u>45,522</u> | <u>180,387</u> |
| TOTAL LIABILITIES AND FUND BALANCES | <u>\$ 842,576</u> | <u>\$ 75,522</u> | <u>\$ 918,098</u> |

The accompanying “Notes to Financial Statements”
form an integral part of this statement.

Statement of Revenues, Expenditures and Changes in Fund Balances
Governmental Funds
For the Year Ended September 30, 2012
Flagler County Sheriff

| | GENERAL FUND | OTHER GOVERNMENTAL FUNDS | TOTAL GOVERNMENTAL FUNDS |
|---|---------------------|--------------------------------|--------------------------------|
| <u>REVENUES</u> | | | |
| Intergovernmental | \$ 562,353 | \$ - | \$ 562,353 |
| Charges for Services | 3,122,416 | 5,000 | 3,127,416 |
| Fines and Forfeitures | 52,350 | - | 52,350 |
| Miscellaneous | 160,350 | 82,114 | 242,464 |
| TOTAL REVENUES | 3,897,469 | 87,114 | 3,984,583 |
| <u>EXPENDITURES</u> | | | |
| Current: | | | |
| Public Safety: | | | |
| Personal Services | 17,736,379 | - | 17,736,379 |
| Operating Expenditures | 3,687,400 | 64,769 | 3,752,169 |
| Capital Outlay | 929,507 | 1,940 | 931,447 |
| Court Related: | | | |
| Personal Services | 600,546 | - | 600,546 |
| Operating Expenditures | 21,088 | - | 21,088 |
| Capital Outlay | 24,698 | - | 24,698 |
| Debt Service: | | | |
| Principal | 583,814 | - | 583,814 |
| Interest | 6,578 | - | 6,578 |
| TOTAL EXPENDITURES | 23,590,010 | 66,709 | 23,656,719 |
| EXCESS OF REVENUES OVER (UNDER) EXPENDITURES | (19,692,541) | 20,405 | (19,672,136) |
| <u>OTHER FINANCING SOURCES (USES)</u> | | | |
| Appropriation from Board of County Commissioners | 19,323,890 | - | 19,323,890 |
| Reversion to Board of County Commissioners | (72,325) | - | (72,325) |
| Sale of Capital Assets | 75,841 | - | 75,841 |
| Capital Lease | 500,000 | - | 500,000 |
| TOTAL OTHER FINANCING SOURCES (USES) | 19,827,406 | - | 19,827,406 |
| NET CHANGE IN FUND BALANCES | 134,865 | 20,405 | 155,270 |
| FUND BALANCES - October 1, 2011 | - | 25,117 | 25,117 |
| FUND BALANCES - September 30, 2012 | \$ 134,865 | \$ 45,522 | \$ 180,387 |

The accompanying "Notes to Financial Statements"
form an integral part of this statement.

Statement of Fiduciary Net Assets
September 30, 2012
Flagler County Sheriff

| | <u>AGENCY FUNDS</u> |
|------------------------------|---------------------------------|
| <u>ASSETS</u> | |
| Cash and Equivalents | <u>\$ 7,653</u> |
| <u>LIABILITIES</u> | |
| Due to Other Funds | 200 |
| Due to Other County Agencies | 3,765 |
| Assets Held for Others | <u>3,688</u> |
| TOTAL LIABILITIES | <u>7,653</u> |
| NET ASSETS | <u><u>\$ -</u></u> |

The accompanying "Notes to Financial Statements"
form an integral part of this statement.

Notes to Financial Statements
September 30, 2012
Flagler County Sheriff

NOTE 1 – SUMMARY OF SIGNIFICANT ACCOUNTING POLICIES

The accounting policies of the Flagler County Sheriff (the “Office”) conform to generally accepted accounting principles as applicable to governments. The following is a summary of the more significant policies.

Reporting Entity

The Sheriff is an elected constitutional officer, whose office is established by Article VIII of the Constitution of the State of Florida and is governed by various provisions of state law.

The Office is an integral part of Flagler County, the primary government for financial reporting purposes.

Basis of Presentation

The Office’s financial statements are special purpose financial statements that have been prepared for the purpose of complying with the Rules of the Auditor General of the State of Florida (the “Rules”). These special purpose financial statements are the fund financial statements specified in GASB Statement 34. In conformity with the Rules, the Office has not presented reconciliations to the government-wide financial statements, the government-wide financial statements, or management’s discussion and analysis. Also, certain notes to the financial statements may supplement rather than duplicate the notes included in the County’s countywide financial statements.

Fund Accounting

Accounts are organized on the basis of funds, each of which is considered a separate accounting entity. The operations of each fund are accounted for with a separate set of self-balancing accounts that comprise its assets, liabilities, fund equity, revenues, and expenditures. Government resources are allocated to, and accounted for, in individual funds based upon the purposes for which they are to be spent and the means by which spending activities are controlled. The focus of fund financial statements is on major funds, each displayed as a separate column. All nonmajor funds are aggregated and displayed in a single column.

The Office reports one major governmental fund:

General Fund – The General Fund is the general operating fund. It is used to account for and report all financial resources not accounted for and reported in another fund.

The Office also reports the following nonmajor governmental funds:

Inmate Welfare Fund – This fund is used to account for revenues and expenditures related to the commissary operations of the detention facility.

Police Education Fund – This fund is used to account for its share of revenues pursuant to Florida Statutes 943.25 and expenditures related to law enforcement education.

Notes to Financial Statements
September 30, 2012
Flagler County Sheriff

NOTE 1 – SUMMARY OF SIGNIFICANT ACCOUNTING POLICIES

Hunter's Ridge Fund – This fund is used to account for revenues required by the Hunter's Ridge Development Regional Impact Order. Use of the funds are to purchase vehicles.

Five Point Star Association, Inc. (Five Point Star Fund) – This fund is a 501(c)(3) organization used to account for donations from employees and others used for donor-specified purposes.

The Office also reports the following fiduciary funds:

Agency Funds – Agency Funds are used to account for assets held by the Office in a custodial capacity.

Fund Balance

The Office follows the provisions of GASB Statement No. 54, *Fund Balance Reporting and Governmental Fund Type Definitions* to classify fund balances for governmental funds into specifically defined classifications. The classifications comprise a hierarchy based primarily on the extent to which the Office is bound to honor constraints on the specific purposes for which amounts in the funds can be spent.

The fund balance classifications specified in GASB Statement No. 54 are as follows:

Nonspendable Fund Balance – Nonspendable fund balances are amounts that cannot be spent because they are either (a) not in spendable form or (b) legally or contractually required to be maintained intact.

Restricted Fund Balance – Restricted fund balances are restricted when constraints placed on the use of resources are either: (a) externally imposed by creditors, grantors, contributors, or laws or regulations of other governments; or (b) imposed by law through constitutional provisions or enabling legislation.

Committed Fund Balance – Committed fund balances are amounts that can only be used for specific purposes as a result of constraints imposed by formal action of the Office's highest level of decision-making authority, which is a policy of the Office. Committed amounts cannot be used for any other purpose unless the Office removes those constraints by taking the same type of action.

Assigned Fund Balance – Assigned fund balances are amounts that are constrained by the Office's intent to be used for specific purposes, but are neither restricted nor committed. Intent is expressed by (a) the constitutional officer or (b) a body or official to which the constitutional officer has delegated the authority to assign amounts to be used for specific purposes.

Unassigned Fund Balance – Unassigned fund balance is the residual classification for the General Fund.

The Office's policy is to expend resources in the following order: restricted, committed, assigned, and unassigned.

**Notes to Financial Statements
September 30, 2012
Flagler County Sheriff**

NOTE 1 – SUMMARY OF SIGNIFICANT ACCOUNTING POLICIES

Measurement Focus/Basis of Accounting

All governmental funds are accounted for on a current financial resources measurement focus. This means that only current assets and current liabilities are generally included on their balance sheets. Their reported fund balance (net current assets) is considered a measure of “available spendable resources.” Their operating statements present increases (revenues and other financing sources) and decreases (expenditures and other financing uses) in net current assets and, accordingly, are said to present a summary of sources and uses of “available spendable resources” during a period.

Basis of accounting refers to when revenues and expenditures are recognized in the accounts and reported in the financial statements. Basis of accounting relates to the timing of the measurements made, regardless of the measurement focus applied.

All governmental funds are accounted for using the modified accrual basis of accounting. Their revenues are recognized when they become measurable and available as net current assets. Expenditures are generally recognized under the modified accrual basis of accounting when the related fund liability is incurred. However, principal and interest on long-term debt are recognized when due.

Agency fund assets and liabilities are accounted for on the accrual basis of accounting.

Capital Assets and Long-Term Liabilities

Because of the current financial resources measurement focus, the accompanying fund financial statements do not report capital assets or long-term liabilities of the governmental funds. Such amounts are instead reported in the government-wide financial statements of the County.

The Office defines capital assets as assets with an initial individual cost of \$1,000 or more, except for guns which are considered capital assets regardless of cost, and an estimated useful life in excess of one year. Capital assets are valued at historical cost or estimated historical cost. Donated fixed assets are valued at their estimated fair value on the date donated. Depreciation has been provided using the straight-line method over the following estimated useful lives:

| | |
|-----------------------|------------|
| Furniture & Equipment | 5-10 years |
| Vehicles | 5 years |

Cash and Equivalents

All cash and equivalents are placed in a bank that qualifies as a public depository pursuant to the provisions of the Florida Security For Public Deposits Act. Every qualified public depository is required by law to deposit with the Chief Financial Officer eligible collateral equal to, or in excess of, an amount to be determined by the Chief Financial Officer. The Chief Financial Officer is required to ensure that all funds are entirely insured or collateralized throughout the fiscal year.

Notes to Financial Statements
September 30, 2012
Flagler County Sheriff

NOTE 1 – SUMMARY OF SIGNIFICANT ACCOUNTING POLICIES

Use of Estimates

The preparation of financial statements in conformity with generally accepted accounting principles requires management to make various estimates. Actual results could differ from those estimates.

NOTE 2 – CHANGES IN CAPITAL ASSETS

A summary of changes in capital assets follows:

| | BALANCE OCTOBER 1, 2011 | ADDITIONS | DEDUCTIONS | BALANCE SEPTEMBER 30, 2012 |
|------------------------------------|-------------------------------|---------------------|------------------|----------------------------------|
| CAPITAL ASSETS | | | | |
| Equipment | \$ 5,248,461 | \$ 559,257 | \$ 259,751 | \$ 5,547,967 |
| Vehicles | 4,827,503 | 396,888 | 460,278 | 4,764,113 |
| TOTAL CAPITAL ASSETS | <u>10,075,964</u> | <u>956,145</u> | <u>720,029</u> | <u>10,312,080</u> |
| LESS ACCUMULATED DEPRECIATION FOR: | | | | |
| Equipment | 4,077,794 | 554,020 | 259,377 | 4,372,437 |
| Vehicles | 3,227,304 | 658,024 | 428,758 | 3,456,570 |
| TOTAL ACCUMULATED DEPRECIATION | <u>7,305,098</u> | <u>1,212,044</u> | <u>688,135</u> | <u>7,829,007</u> |
| Total Capital Assets, Net | <u>\$ 2,770,866</u> | <u>\$ (255,899)</u> | <u>\$ 31,894</u> | <u>\$ 2,483,073</u> |

Depreciation expense of \$1,212,044 applies to the public safety function.

NOTE 3 – CHANGES IN LONG-TERM DEBT

A summary of changes in long-term debt is as follows:

| | BALANCE OCTOBER 1, 2011 | ADDITIONS | DEDUCTIONS | BALANCE SEPTEMBER 30, 2012 | DUE WITHIN ONE YEAR |
|---------------------------|-------------------------------|---------------------|---------------------|----------------------------------|---------------------------|
| Compensated Absences | \$ 775,000 | \$ 1,210,500 | \$ 1,263,000 | \$ 722,500 | \$ 722,500 |
| Capital Lease Obligations | 414,001 | 500,000 | 583,814 | 330,187 | 163,540 |
| Total | <u>\$1,189,001</u> | <u>\$ 1,710,500</u> | <u>\$ 1,846,814</u> | <u>\$ 1,052,687</u> | <u>\$ 886,040</u> |

The Office has an agreement with a financial institution for vehicles and equipment with an interest rate of 1.9%. The aggregate historical cost of the vehicles and equipment is \$365,135; \$134,865 is held in escrow for future vehicle and equipment acquisitions and is included in Cash and Equivalents in the accompanying financial statements.

Notes to Financial Statements
September 30, 2012
Flagler County Sheriff

NOTE 3 – CHANGES IN LONG-TERM DEBT

The future minimum lease obligations and the net present value of these minimum lease payments as of September 30, 2012 were as follows:

| Year Ending September 30, | <u>Amount</u> |
|---------------------------|--------------------------|
| 2013 | \$ 169,813 |
| 2014 | <u>169,813</u> |
| | 339,626 |
| Less Interest | <u>(9,439)</u> |
| | <u><u>\$ 330,187</u></u> |

NOTE 4 – OPERATING LEASES

The Sheriff has multiple operating leases for both facilities and equipment with maturity dates ranging from monthly to March 31, 2018. Monthly rent expense ranges from \$1,789 to \$4,686. Rent expense under these leases for the year ended September 30, 2012 was \$206,626. The future minimum lease payments for the remaining terms are as follows:

| <u>Year Ending September 30,</u> | <u>Amount</u> |
|--------------------------------------|--------------------------|
| 2013 | \$ 86,124 |
| 2014 | 59,104 |
| 2015 | 49,404 |
| 2016 | 39,928 |
| 2017 | 41,126 |
| 2018 | <u>20,867</u> |
| | <u><u>\$ 296,553</u></u> |

NOTE 5 – PENSION PLAN

Plan Description. The Office contributes to the Florida Retirement System (the "System"), a cost-sharing multiple-employer defined benefit pension plan administered by the State of Florida, Department of Management Services, Division of Retirement. The System provides retirement, disability or death benefits to retirees or their designated beneficiaries. Chapter 121, Florida Statutes, establishes the authority for benefit provisions. Changes to the law can only occur through an act of the Florida Legislature. The System issues a publicly available financial report that includes financial statements and required supplementary information for the System. That report may be obtained by writing to the Florida Retirement System, PO Box 9000, Tallahassee, Florida, 32315-9000, or by calling (877) 377-1737.

Notes to Financial Statements
September 30, 2012
Flagler County Sheriff

NOTE 5 – PENSION PLAN

Funding Policy. The Office is required to contribute at an actuarially determined rate. The employer contribution rates at September 30, 2012 were as follows: Regular Employees 5.18%; Special Risk Employees 14.90%; Senior Management 6.30%; Elected Officials 10.23%; DROP Employees 5.44%. Employees are required to contribute 3.00%. The contribution requirements of plan members and the Office are established and may be amended by the Florida Legislature. The Office's contributions to the System for the years ended September 30, 2012, 2011 and 2010 were approximately \$1,510,000, \$2,291,800 and \$2,357,900, respectively, equal to the required contributions for each year.

NOTE 6 – POSTEMPLOYMENT BENEFITS OTHER THAN PENSION BENEFITS

The Office participates in the plan established by the Board of County Commissioners to provide other postemployment benefits to retirees of the Board and Constitutional Officers. The County has implemented the provisions of GASB Statement No. 45, *Accounting and Financial Reporting by Employers for Postemployment Benefits Other Than Pensions*. A detailed plan description and any liability for employees of the Office is included in the financial statements of the County.

NOTE 7 – RISK MANAGEMENT

The Office participates in the risk management program established by the Board of County Commissioners for life and health insurance. The risk management program is accounted for in the Board's financial statements as an Internal Service Fund, in accordance with requirements of GASB Statement No. 10.

The Office is exposed to various risks of loss related to torts: theft of, damage to and destruction of assets; errors and omissions; and natural disasters for which the Office carries commercial insurance. There were no significant reductions in insurance coverage from prior years. Settled claims resulting from the risks described above have not exceeded the insurance coverage during the previous three years.

NOTE 8 – CONTINGENCIES AND COMMITMENTS

The Office is, during the course of normal operations, involved in various claims. It is the opinion of management that any uninsured claims would not be material in relation to the Office's financial condition.

REQUIRED SUPPLEMENTARY INFORMATION

Schedule of Revenues, Expenditures and Changes in Fund Balances
Budget and Actual – General Fund
For the Year Ended September 30, 2012
Flagler County Sheriff

| | BUDGETED AMOUNTS | | ACTUAL | VARIANCE WITH FINAL BUDGET |
|--|---------------------|---------------------|---------------------|----------------------------------|
| | ORIGINAL | FINAL | | |
| <u>REVENUES</u> | | | | |
| Intergovernmental | \$ - | \$ 684,136 | \$ 562,353 | \$ (121,783) |
| Charges for Services | 3,002,905 | 3,007,905 | 3,122,416 | 114,511 |
| Fines and Forfeitures | - | 75,000 | 52,350 | (22,650) |
| Miscellaneous | - | 175,000 | 160,350 | (14,650) |
| TOTAL REVENUES | 3,002,905 | 3,942,041 | 3,897,469 | (44,572) |
| <u>EXPENDITURES</u> | | | | |
| Public Safety: | | | | |
| Personal Services | 17,974,572 | 18,640,129 | 17,736,379 | 903,750 |
| Operating Expenditures | 3,361,747 | 3,571,747 | 3,687,400 | (115,653) |
| Capital Outlay | 55,000 | 703,579 | 929,507 | (225,928) |
| Court Related: | | | | |
| Personal Services | 630,763 | 630,763 | 600,546 | 30,217 |
| Operating Expenditures | 23,713 | 23,713 | 21,088 | 2,625 |
| Capital Outlay | - | - | 24,698 | (24,698) |
| Debt Service | | | | |
| Principal | 281,000 | 281,000 | 583,814 | (302,814) |
| Interest | - | - | 6,578 | (6,578) |
| TOTAL EXPENDITURES | 22,326,795 | 23,850,931 | 23,590,010 | 260,921 |
| EXCESS OF REVENUES OVER (UNDER) | | | | |
| EXPENDITURES | (19,323,890) | (19,908,890) | (19,692,541) | 216,349 |
| <u>OTHER FINANCING SOURCES (USES)</u> | | | | |
| Appropriation from Board of County Commissioners | 19,323,890 | 19,323,890 | 19,323,890 | - |
| Reversion to Board of County Commissioners | - | - | (72,325) | (72,325) |
| Sale of Capital Assets | - | 85,000 | 75,841 | (9,159) |
| Capital Lease | - | 500,000 | 500,000 | - |
| TOTAL OTHER FINANCING SOURCES (USES) | 19,323,890 | 19,908,890 | 19,827,406 | (81,484) |
| NET CHANGE IN FUND BALANCES | - | - | 134,865 | 134,865 |
| FUND BALANCES - October 1, 2011 | - | - | - | - |
| FUND BALANCES - September 30, 2012 | \$ - | \$ - | \$ 134,865 | \$ 134,865 |

Notes to Schedule:

The budget is prepared on a basis that does not differ materially from generally accepted accounting principles. Its preparation, adoption, and amendment is governed by Florida Statutes. The fund is the legal level of control.

SUPPLEMENTARY INFORMATION

Combining Balance Sheet – Nonmajor Governmental Funds
September 30, 2012
Flagler County Sheriff

| | INMATE WELFARE FUND | POLICE EDUCATION FUND | HUNTER'S RIDGE FUND | FIVE POINT STAR FUND | TOTAL NONMAJOR GOVERNMENTAL FUNDS |
|--|---------------------------|-----------------------------|---------------------------|-------------------------------|--|
| <u>ASSETS</u> | | | | | |
| Cash and Equivalents | \$ 31,728 | \$ 427 | \$ - | \$ 13,167 | \$ 45,322 |
| Due from Other Funds | 200 | - | - | - | 200 |
| Due from Other County Agencies | - | - | 30,000 | - | 30,000 |
| TOTAL ASSETS | <u><u>\$ 31,928</u></u> | <u><u>\$ 427</u></u> | <u><u>\$ 30,000</u></u> | <u><u>\$ 13,167</u></u> | <u><u>\$ 75,522</u></u> |
| <u>LIABILITIES AND FUND BALANCES</u> | | | | | |
| <u>LIABILITIES</u> | | | | | |
| Deferred Revenue | \$ - | \$ - | \$ 30,000 | \$ - | \$ 30,000 |
| <u>FUND BALANCES</u> | | | | | |
| Restricted | - | 427 | - | 13,167 | 13,594 |
| Committed | 31,928 | - | - | - | 31,928 |
| TOTAL FUND BALANCES | <u><u>31,928</u></u> | <u><u>427</u></u> | <u><u>-</u></u> | <u><u>13,167</u></u> | <u><u>45,522</u></u> |
| TOTAL LIABILITIES AND FUND BALANCES | <u><u>\$ 31,928</u></u> | <u><u>\$ 427</u></u> | <u><u>\$ 30,000</u></u> | <u><u>\$ 13,167</u></u> | <u><u>\$ 75,522</u></u> |

Combining Statement of Revenues, Expenditures and Changes in Fund Balances
Nonmajor Governmental Funds
For the Year Ended September 30, 2012
Flagler County Sheriff

| | INMATE WELFARE FUND | POLICE EDUCATION FUND | HUNTER'S RIDGE FUND | FIVE POINT STAR FUND | TOTAL NONMAJOR GOVERNMENTAL FUNDS |
|---|---------------------------|-----------------------------|---------------------------|-------------------------------|--|
| <u>REVENUES</u> | | | | | |
| Charges for Services | \$ - | \$ 5,000 | \$ - | \$ - | \$ 5,000 |
| Miscellaneous | 69,293 | - | - | 12,821 | 82,114 |
| TOTAL REVENUES | 69,293 | 5,000 | - | 12,821 | 87,114 |
| <u>EXPENDITURES</u> | | | | | |
| Current: | | | | | |
| Public Safety: | | | | | |
| Operating Expenditures | 41,133 | 3,060 | - | 20,576 | 64,769 |
| Capital Outlay | - | 1,940 | - | - | 1,940 |
| TOTAL EXPENDITURES | 41,133 | 5,000 | - | 20,576 | 66,709 |
| EXCESS OF REVENUES (OVER) (UNDER) EXPENDITURES | 28,160 | - | - | (7,755) | 20,405 |
| FUND BALANCES - October 1, 2011 | 3,768 | 427 | - | 20,922 | 25,117 |
| FUND BALANCES - September 30, 2012 | <u>\$ 31,928</u> | <u>\$ 427</u> | <u>\$ -</u> | <u>\$ 13,167</u> | <u>\$ 45,522</u> |

Combining Statement of Fiduciary Net Assets
Agency Funds
September 30, 2012
Flagler County Sheriff

| | INMATE FUND | SUSPENSE FUND | TOTAL AGENCY FUNDS |
|------------------------------|----------------|------------------|--------------------------|
| <u>ASSETS</u> | | | |
| Cash and Equivalents | \$ 7,106 | \$ 547 | \$ 7,653 |
| <u>LIABILITIES</u> | | | |
| Due to Other Funds | 200 | - | 200 |
| Due to Other County Agencies | 3,765 | - | 3,765 |
| Assets Held for Others | 3,141 | 547 | 3,688 |
| TOTAL LIABILITIES | 7,106 | 547 | 7,653 |
| NET ASSETS | \$ - | \$ - | \$ - |

**ADDITIONAL ELEMENTS REQUIRED BY THE
RULES OF THE AUDITOR GENERAL**

The Honorable Donald W. Fleming
Sheriff
Flagler County, Florida

We have audited the financial statements of the Flagler County Sheriff's Office (the "Office"), as of and for the fiscal year ended September 30, 2012, and have issued our report thereon dated January 4, 2013.

We conducted our audit in accordance with auditing standards generally accepted in the United States of America and the standards applicable to financial audits contained in *Government Auditing Standards*, issued by the Comptroller General of the United States. Additionally, our audit was conducted in accordance with the provisions of Chapter 10.550, Rules of the Auditor General, which govern the conduct of local governmental entity audits performed in the State of Florida and require that certain items be addressed in this letter.

Prior Audit Findings

The Rules of the Auditor General require that we comment as to whether or not corrective actions have been taken to address findings or recommendations made in the preceding audit. If the audit findings in the preceding audit report are uncorrected, we are required to identify those findings that were also included in the second preceding audit report. The Office has no uncorrected prior audit findings that are required to be identified pursuant to the Rules of the Auditor General.

Investment of Public Funds

As required by the Rules of the Auditor General, the scope of our audit included a review of the provisions of Section 218.415, Florida Statutes, regarding the investment of public funds. Our audit did not reveal any noncompliance with the provisions of Section 218.415, Florida Statutes.

Other Matters

Our audit did not reveal any other matters that we are required to include in this management letter.

This management letter is intended solely for the information and use of the Flagler County Sheriff and management, and the State of Florida Auditor General and is not intended to be and should not be used by anyone other than these specified parties.

The Honorable Donald W. Fleming
Sheriff
Flagler County, Florida
Page 2

We wish to take this opportunity to thank you and your staff for the cooperation and courtesies extended to us during the course of the audit. Please let us know if you have any questions or comments concerning this letter, our accompanying reports, or other matters.

Car, Riggs, & Ingram LLC

January 4, 2013
Gainesville, Florida

The Honorable Donald W. Fleming
Sheriff
Flagler County, Florida

We have audited the financial statements of the major fund and the aggregate remaining fund information of the Flagler County Sheriff (the "Office") as of and for the year ended September 30, 2012, which collectively comprise the Office's special purpose financial statements, and have issued our report thereon dated January 4, 2013. Our report on the financial statements included a paragraph explaining that the Office is an integral part of Flagler County, the primary government for financial reporting purposes. We conducted our audit in accordance with auditing standards generally accepted in the United States of America and the standards applicable to financial audits contained in *Government Auditing Standards*, issued by the Comptroller General of the United States.

Report on Internal Control Over Financial Reporting and on Compliance and Other Matters

Internal Control Over Financial Reporting

Management of the Office is responsible for establishing and maintaining effective internal control over financial reporting. In planning and performing our audit, we considered the Office's internal control over financial reporting as a basis for designing our auditing procedures for the purpose of expressing our opinions on the financial statements, but not for the purpose of expressing an opinion on the effectiveness of the Office's internal control over financial reporting. Accordingly, we do not express an opinion on the effectiveness of the Office's internal control over financial reporting.

A deficiency in internal control exists when the design or operation of a control does not allow management or employees, in the normal course of performing their assigned functions, to prevent, or detect and correct misstatements on a timely basis. A *material weakness* is a deficiency, or a combination of deficiencies, in internal control, such that there is a reasonable possibility that a material misstatement of the entity's financial statements will not be prevented, or detected and corrected on a timely basis.

Our consideration of internal control over financial reporting was for the limited purpose described in the first paragraph of this section and was not designed to identify all deficiencies in internal control over financial reporting that might be deficiencies, significant deficiencies or material weaknesses. We did not identify any deficiencies in internal control over financial reporting that we consider to be material weaknesses, as defined above.

Compliance and Other Matters

As part of obtaining reasonable assurance about whether the Office's financial statements are free of material misstatement, we performed tests of its compliance with certain provisions of laws, regulations, contracts and grant agreements, noncompliance with which could have a direct and material effect on the determination of financial statement amounts. However, providing an opinion on compliance with those provisions was not an objective of our audit and, accordingly, we do not express such an opinion. The results of our tests disclosed no instances of noncompliance or other matters that are required to be reported under *Government Auditing Standards*.

Communication with Those Charged with Governance

Professional standards require that we provide you with the following information related to our audit.

Our Responsibility Under U.S. Generally Accepted Auditing Standards

As stated in our engagement letter, our responsibility, as described by professional standards, is to express an opinion about whether the financial statements prepared by management with your oversight are fairly presented, in all material respects. Our audit of the financial statements does not relieve you or management of your responsibilities.

Planned Scope and Timing of the Audit

We performed the audit according to the planned scope and timing.

Significant Audit Findings

Qualitative Aspects of Accounting Practices

Management is responsible for the selection and use of appropriate accounting policies. The significant accounting policies used are described in Note 1 to the financial statements. No new accounting policies were adopted and the application of existing policies was not changed during the year. We noted no transactions entered into during the year for which there is a lack of authoritative guidance or consensus.

Accounting estimates are an integral part of the financial statements prepared by management and are based on management's knowledge and experience about past and current events and assumptions about future events. Certain accounting estimates are sometimes particularly sensitive because of their significance to the financial statements and because of the possibility that future events affecting them may differ significantly from those expected. There were no particularly sensitive estimates significantly affecting the financial statements.

The disclosures in the financial statements are neutral, consistent, and clear. Certain financial statement disclosures are sometimes particularly sensitive because of their significance to financial statement users. There are no particularly sensitive disclosures significantly affecting the financial statements.

Difficulties Encountered in Performing the Audit

We encountered no significant difficulties in dealing with management in performing and completing our audit.

Corrected and Uncorrected Misstatements

Professional standards require us to accumulate all known and likely misstatements identified during the audit, other than those that are trivial, and communicate them to the appropriate level of management. Management has corrected all such misstatements.

Disagreements with Management

For purposes of this letter, professional standards define a disagreement with management as a financial accounting, reporting, or auditing matter, whether or not resolved to our satisfaction, that could be significant to the financial statements or the auditor's report. We are pleased to report that no such disagreements arose during the course of our audit.

Management Representations

We have requested certain representations from management that are included in the management representation letter.

This report is intended solely for the information and use of the Flagler County Sheriff and management, and the State of Florida Auditor General and is not intended to be and should not be used by anyone other than these specified parties.



January 4, 2013
Gainesville, Florida

FLAGLER COUNTY TAX COLLECTOR

AUDIT REPORT

SEPTEMBER 30, 2012

**Flagler County Tax Collector
Audit Report
September 30, 2012**

TABLE OF CONTENTS

| | <u>Page</u> |
|--|-------------|
| INDEPENDENT AUDITOR'S REPORT..... | 1 |
| SPECIAL PURPOSE FINANCIAL STATEMENTS: | |
| Governmental Funds: | |
| Balance Sheet | 3 |
| Statement of Revenues, Expenditures and Changes in Fund Balance | 4 |
| Fiduciary Funds: | |
| Statement of Fiduciary Net Assets | 5 |
| Notes to Financial Statements | 6 |
| REQUIRED SUPPLEMENTARY INFORMATION: | |
| Schedule of Revenues, Expenditures and Changes in Fund Balances – Budget and Actual – General Fund..... | 12 |
| SUPPLEMENTARY INFORMATION: | |
| Combining Statement of Fiduciary Net Assets – Agency Funds | 13 |
| ADDITIONAL ELEMENTS REQUIRED BY THE RULES OF THE AUDITOR GENERAL: | |
| Management Letter | 14 |
| Report on Internal Control Over Financial Reporting and on Compliance and Other Matters/Communication with Those Charged with Governance | 16 |
| ELECTED OFFICIAL'S RESPONSE TO AUDITOR'S COMMENTS | -- |



Independent Auditor's Report

The Honorable Suzanne Johnston
Tax Collector
Flagler County, Florida

We have audited the accompanying financial statements of the major fund and the aggregate remaining fund information of the Flagler County Tax Collector (the "Office") as of and for the year ended September 30, 2012, which collectively comprise the Office's special purpose financial statements as listed in the table of contents. These financial statements are the responsibility of the management of the Office. Our responsibility is to express opinions on these financial statements based on our audit.

We conducted our audit in accordance with auditing standards generally accepted in the United States of America and the standards applicable to financial audits contained in *Government Auditing Standards*, issued by the Comptroller General of the United States. Those standards require that we plan and perform the audit to obtain reasonable assurance about whether the financial statements are free of material misstatement. An audit includes examining, on a test basis, evidence supporting the amounts and disclosures in the financial statements. An audit also includes assessing the accounting principles used and significant estimates made by management, as well as evaluating the overall financial statement presentation. We believe that our audit provides a reasonable basis for our opinions.

As discussed in Note 1 to the financial statements, the accompanying financial statements have been prepared for the purpose of complying with the Rules of the Auditor General of the State of Florida. They include only the financial activity of the Office, which is an integral part of Flagler County, the primary government for financial reporting purposes.

In our opinion, the special purpose financial statements referred to above present fairly, in all material respects, the respective financial position of the major fund and the aggregate remaining fund information of the Office at September 30, 2012, and the respective changes in financial position, where applicable, thereof for the year then ended in conformity with accounting principles generally accepted in the United States of America.

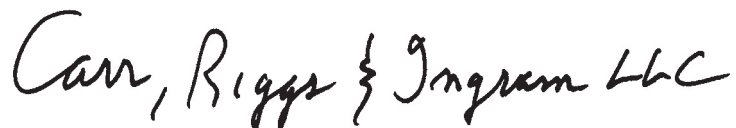
In accordance with *Government Auditing Standards*, we have also issued a report dated February 12, 2013 on our consideration of the Office's internal control over financial reporting and our tests of its compliance with certain provisions of laws, regulations, contracts and grant agreements and other matters. The purpose of that report is to describe the scope of our testing of

internal control over financial reporting and compliance and the results of that testing, and not to provide an opinion on the internal control over financial reporting or on compliance. That report is an integral part of an audit performed in accordance with *Government Auditing Standards* and should be considered in assessing the results of our audit.

Accounting principles generally accepted in the United States of America require that the budgetary comparison schedule be presented to supplement the special purpose financial statements. Such information, although not a part of the special purpose financial statements, is required by the Governmental Accounting Standards Board who considers it to be an essential part of financial reporting for placing the special purpose financial statements in an appropriate operational, economic, or historical context. We have applied certain limited procedures to the required supplementary information in accordance with auditing standards generally accepted in the United States of America, which consisted of inquiries of management about the methods of preparing the information and comparing the information for consistency with management's responses to our inquiries, the special purpose financial statements, and other knowledge we obtained during our audit of the special purpose financial statements. We do not express an opinion or provide any assurance on the information because the limited procedures do not provide us with sufficient evidence to express an opinion or provide any assurance.

Our audit was conducted for the purpose of forming opinions on the financial statements that collectively comprise the Office's special purpose financial statements. The supplementary information identified in the table of contents is presented for purposes of additional analysis and is not a required part of the special purpose financial statements. Such information is the responsibility of management and was derived from and relates directly to the underlying accounting and other records used to prepare the special purpose financial statements. The information has been subjected to the auditing procedures applied in the audit of the special purpose financial statements and certain additional procedures, including comparing and reconciling such information directly to the underlying accounting and other records used to prepare the special purpose financial statements or to the special purpose financial statements themselves, and other additional procedures in accordance with auditing standards generally accepted in the United States of America. In our opinion, the information is fairly stated in all material respects in relation to the special purpose financial statements as a whole.

This report is intended solely for the information and use of the Office, its management, and the Auditor General of the State of Florida and is not intended to be and should not be used by anyone other than these specified parties.

A handwritten signature in black ink that reads "Carr, Riggs & Ingram LLC". The signature is written in a cursive, flowing style.

February 12, 2013
Gainesville, Florida

Balance Sheet – Governmental Funds
September 30, 2012
Flagler County Tax Collector

| | GENERAL FUND |
|--|--------------------------------|
| <u>ASSETS</u> | |
| Cash | \$ 1,759,262 |
| Due From Other Funds | 34,871 |
| Due From Other County Agencies | 52,927 |
| Due from Other Governments | <u>5,500</u> |
| TOTAL ASSETS | <u><u>\$ 1,852,560</u></u> |
| <u>LIABILITIES AND FUND BALANCE</u> | |
| <u>LIABILITIES</u> | |
| Accounts Payable and Accrued Liabilities | \$ 17,296 |
| Due to Other County Agencies | 1,767,855 |
| Due to Other Governments | <u>67,409</u> |
| TOTAL LIABILITIES | 1,852,560 |
| FUND BALANCE | <u>-</u> |
| TOTAL LIABILITIES AND FUND BALANCE | <u><u>\$ 1,852,560</u></u> |

The accompanying “Notes to Financial Statements”
form an integral part of this statement.

Statement of Revenues, Expenditures and Changes in Fund Balance
Governmental Funds
For the Year Ended September 30, 2012
Flagler County Tax Collector

| | GENERAL FUND |
|--|--------------------|
| | <hr/> |
| <u>REVENUES</u> | |
| Charges for Services | \$ 3,153,579 |
| Miscellaneous Revenue | <u>12,326</u> |
| TOTAL REVENUES | <u>3,165,905</u> |
| <u>EXPENDITURES</u> | |
| General Government Services: | |
| Personal Services | 1,695,407 |
| Operating Expenditures | 391,171 |
| Capital Outlay | <u>17,008</u> |
| TOTAL EXPENDITURES | <u>2,103,586</u> |
| EXCESS OF REVENUES OVER EXPENDITURES | 1,062,319 |
| <u>OTHER FINANCING USES</u> | |
| Reversion to Board of County Commissioners | <u>(1,062,319)</u> |
| NET CHANGE IN FUND BALANCE | - |
| FUND BALANCE - October 1, 2011 | <u>-</u> |
| FUND BALANCE - September 30, 2012 | <u><u>\$ -</u></u> |

The accompanying "Notes to Financial Statements"
form an integral part of this statement.

Statement of Fiduciary Net Assets
September 30, 2012
Flagler County Tax Collector

| | |
|------------------------------|------------------------|
| | AGENCY FUNDS |
| <u>ASSETS</u> | |
| Cash | \$ 1,886,323 |
| Receivables | <u>38,936</u> |
| TOTAL ASSETS | <u>1,925,259</u> |
| <u>LIABILITIES</u> | |
| Assets Held for Others | 1,656,523 |
| Due to Other Funds | 34,871 |
| Due to Other County Agencies | <u>233,865</u> |
| TOTAL LIABILITIES | <u>1,925,259</u> |
| NET ASSETS | <u><u>\$ -</u></u> |

The accompanying "Notes to Financial Statements"
form an integral part of this statement.

Notes to Financial Statements
September 30, 2012
Flagler County Tax Collector

NOTE 1 – SUMMARY OF SIGNIFICANT ACCOUNTING POLICIES

The accounting policies of the Flagler County Tax Collector (the “Office”) conform to generally accepted accounting principles as applicable to governments. The following is a summary of the more significant policies.

Reporting Entity

The Tax Collector is an elected constitutional officer, whose office is established by Article VIII of the Constitution of the State of Florida and is governed by various provisions of state law.

The Office is an integral part of Flagler County, the primary government for financial reporting purposes.

Basis of Presentation

The Office’s financial statements are special purpose financial statements that have been prepared for the purpose of complying with the Rules of the Auditor General of the State of Florida (the “Rules”). These special purpose financial statements are the fund financial statements specified in GASB Statement 34. In conformity with the Rules, the Office has not presented reconciliations to the government-wide financial statements, the government-wide financial statements, or management’s discussion and analysis. Also, certain notes to the financial statements may supplement rather than duplicate the notes included in the County’s countywide financial statements.

Fund Accounting

Accounts are organized on the basis of funds, each of which is considered a separate accounting entity. The operations of each fund are accounted for with a separate set of self-balancing accounts that comprise its assets, liabilities, fund equity, revenues, and expenditures. Government resources are allocated to, and accounted for in, individual funds based upon the purposes for which they are to be spent and the means by which spending activities are controlled. The focus of fund financial statements is on major funds, each displayed as a separate column. All nonmajor funds are aggregated and displayed in a single column. The Office has no nonmajor governmental funds.

The Office reports the following major governmental fund:

General Fund - The General Fund is the general operating fund. It is used to account for and report all financial resources not accounted for and reported in another fund.

The Office also reports the following fiduciary fund:

Agency Funds - Agency Funds are used to account for assets held by the Office in a custodial capacity.

Notes to Financial Statements
September 30, 2012
Flagler County Tax Collector

NOTE 1 – SUMMARY OF SIGNIFICANT ACCOUNTING POLICIES

Fund Balance

The Office follows the provisions of GASB Statement No. 54, *Fund Balance Reporting and Governmental Fund Type Definitions* to classify fund balances for governmental funds into specifically defined classifications. The classifications comprise a hierarchy based primarily on the extent to which the Office is bound to honor constraints on the specific purposes for which amounts in the funds can be spent.

The fund balance classifications specified in GASB Statement No. 54 are as follows:

Nonspendable Fund Balance – Nonspendable fund balances are amounts that cannot be spent because they are either (a) not in spendable form or (b) legally or contractually required to be maintained intact.

Restricted Fund Balance – Restricted fund balances are restricted when constraints placed on the use of resources are either: (a) externally imposed by creditors, grantors, contributors, or laws or regulations of other governments; or (b) imposed by law through constitutional provisions or enabling legislation.

Committed Fund Balance – Committed fund balances are amounts that can only be used for specific purposes as a result of constraints imposed by formal action of the Office's highest level of decision-making authority, which is a policy of the Office. Committed amounts cannot be used for any other purpose unless the Office removes those constraints by taking the same type of action.

Assigned Fund Balance – Assigned fund balances are amounts that are constrained by the Office's intent to be used for specific purposes, but are neither restricted nor committed. Intent is expressed by (a) the constitutional officer or (b) a body or official to which the constitutional officer has delegated the authority to assign amounts to be used for specific purposes.

Unassigned Fund Balance – Unassigned fund balance is the residual classification for the General Fund.

The Office's policy is to expend resources in the following order: restricted, committed, assigned, and unassigned.

Measurement Focus/Basis of Accounting

All governmental funds are accounted for on a current financial resources measurement focus. This means that only current assets and current liabilities are generally included on their balance sheets. Their reported fund balance (net current assets) is considered a measure of "available spendable resources". Their operating statements present increases (revenues and other financing sources) and decreases (expenditures and other financing uses) in net current assets and, accordingly, are said to present a summary of sources and uses of "available spendable resources" during a period.

Notes to Financial Statements
September 30, 2012
Flagler County Tax Collector

NOTE 1 – SUMMARY OF SIGNIFICANT ACCOUNTING POLICIES

Basis of accounting refers to when revenues and expenditures are recognized in the accounts and reported in the financial statements. Basis of accounting relates to the timing of the measurements made, regardless of the measurement focus applied.

All governmental funds are accounted for using the modified accrual basis of accounting. Their revenues are recognized when they become measurable and available as net current assets. Expenditures are generally recognized under the modified accrual basis of accounting when the related fund liability is incurred. However, principal and interest on long-term debt are recognized when due.

Agency fund assets and liabilities are accounted for on the accrual basis of accounting.

Capital Assets and Long-Term Liabilities

Capital assets used by the Office are recorded and accounted for by the Flagler County Board of County Commissioners.

Because of their spending measurement focus, expenditure recognition for governmental fund types is limited to exclude amounts represented by noncurrent liabilities. Since they do not affect net current assets, such long-term amounts are not recognized as governmental fund type expenditures or fund liabilities. They are instead reported as liabilities in the financial statements of the County.

Cash

All cash is placed in a bank that qualifies as a public depository pursuant to the provisions of the Florida Security For Public Deposits Act. Every qualified public depository is required by this law to deposit with the State Treasurer eligible collateral equal to, or in excess of, an amount to be determined by the State Treasurer. The State Treasurer is required to ensure that all funds are entirely collateralized throughout the fiscal year.

Use of Estimates

The preparation of financial statements in conformity with generally accepted accounting principles requires management to make various estimates. Actual results could differ from those estimates.

Notes to Financial Statements
September 30, 2012
Flagler County Tax Collector

NOTE 2 – INTERFUND BALANCES

The following interfund balances arose during the normal course of operations of the Office.

| | <u>Due From Other Funds</u> | <u>Due To Other Funds</u> |
|---------------|---------------------------------|-------------------------------|
| General Fund | \$ 34,871 | \$ - |
| Agency Funds: | | |
| Tax Fund | <u>-</u> | <u>34,871</u> |
| Total | <u><u>\$ 34,871</u></u> | <u><u>\$ 34,871</u></u> |

NOTE 3 – CHANGES IN LONG-TERM LIABILITIES

A summary of changes in long-term liabilities follows:

| | <u>BALANCE OCTOBER 1, 2011</u> | <u>ADDITIONS</u> | <u>DEDUCTIONS</u> | <u>BALANCE SEPTEMBER 30, 2012</u> | <u>DUE WITHIN ONE YEAR</u> |
|----------------------|--|------------------|-------------------|---|------------------------------------|
| Compensated Absences | <u>\$ 46,000</u> | <u>\$ 61,000</u> | <u>\$ 65,000</u> | <u>\$ 42,000</u> | <u>\$ 24,000</u> |

NOTE 4 – PENSION PLAN

Plan Description. The Office contributes to the Florida Retirement System ("System"), a cost-sharing multiple-employer defined benefit pension plan administered by the State of Florida, Department of Management Services, Division of Retirement. The System provides retirement, disability or death benefits to retirees or their designated beneficiaries. Chapter 121, Florida Statutes, establishes the authority for benefit provisions. Changes to the law can only occur through an act of the Florida Legislature. The System issues a publicly available financial report that includes financial statements and required supplementary information for the System. That report may be obtained by writing to the Division of Retirement, PO Box 9000, Tallahassee, Florida 32315, or by calling (850) 488-6491.

Funding Policy. The Office is required to contribute at an actuarially determined rate. The employer contribution rates at September 30, 2012 were as follows: Regular Employees 5.18%; Special Risk Employees 14.90%; Senior Management 6.30%; Elected Officials 10.23%; DROP 5.44%. Employees are required to contribute 3.00%. The contribution requirements of plan members and the Office are established and may be amended by the Florida Legislature. The Office's contributions to the System for the years ended September 30, 2012, 2011 and 2010 were approximately \$72,800, \$137,100 and \$134,700, respectively, equal to the required contributions for each year.

Notes to Financial Statements
September 30, 2012
Flagler County Tax Collector

NOTE 4 – PENSION PLAN

Defined Contribution Plan. Pursuant to Chapter 121, Florida Statutes, the Florida Legislature created the Florida Retirement Investment Plan (“FRS Investment Plan”), a defined contribution pension plan qualified under Section 401(a) of the Internal Revenue Code. The FRS Investment Plan is an alternative available to members of the Florida Retirement System in lieu of the defined benefit plan. There is a uniform contribution rate covering both the defined benefit and defined contribution plans, depending on membership class. Required employer contributions made to the plan totaled \$3,436.

NOTE 5 – POSTEMPLOYMENT BENEFITS OTHER THAN PENSION BENEFITS

The Office participates in the plan established by the Board of County Commissioners to provide other postemployment benefits to retirees of the Board and Constitutional Officers. The County has implemented the provisions of GASB Statement No. 45, *Accounting and Financial Reporting by Employers for Postemployment Benefits Other Than Pensions*. A detailed plan description and any liability for employees of the Office is included in the financial statements of the County.

NOTE 6 – RISK MANAGEMENT

The Office participates in the risk management program established by the Board of County Commissioners for life and health insurance. The risk management program is accounted for in the Board’s financial statements as an Internal Service Fund, in accordance with requirements of GASB 10.

The Office is exposed to various risks of loss related to torts: theft of, damage to and destruction of assets; errors and omissions; and natural disasters for which the Office carries commercial insurance. There were no significant reductions in insurance coverage from prior years. Settled claims resulting from the risks described above have not exceeded the insurance coverage during the previous three years.

NOTE 7 – OPERATING LEASE COMMITMENTS

The Office leases premises in Palm Coast for its branch office operations. Future minimum rental payments are \$9,464 for the period ending January 2013 when the current lease expires.

In addition to the rental payments above, the Office is also responsible for its share of the common area maintenance and real estate taxes. For the year ended September 30, 2012, the Office incurred approximately \$35,700 for these premises under this lease arrangement.

**Notes to Financial Statements
September 30, 2012
Flagler County Tax Collector**

NOTE 8 – CONTINGENCIES

The Office is, during the course of normal operations, involved in various claims. It is the opinion of management that any uninsured claims would not be material in relation to the Office's financial condition.

REQUIRED SUPPLEMENTARY INFORMATION

Schedule of Revenues, Expenditures and Changes in Fund Balances
Budget and Actual – General Fund
For the Year Ended September 30, 2012
Flagler County Tax Collector

| | BUDGETED AMOUNTS | | | VARIANCE WITH FINAL BUDGET |
|---|------------------|------------------|------------------|----------------------------------|
| | ORIGINAL | FINAL | ACTUAL | |
| REVENUES | | | | |
| Charges for Services | \$ 3,286,924 | \$ 3,286,924 | \$ 3,153,579 | \$ (133,345) |
| Miscellaneous Revenues | 3,000 | 3,000 | 12,326 | 9,326 |
| TOTAL REVENUES | 3,289,924 | 3,289,924 | 3,165,905 | (124,019) |
| EXPENDITURES | | | | |
| General Government Services: | | | | |
| Personal Services | 1,779,774 | 1,779,774 | 1,695,407 | 84,367 |
| Operating Expenditures | 422,487 | 422,487 | 391,171 | 31,316 |
| Capital Outlay | 7,000 | 17,405 | 17,008 | 397 |
| TOTAL EXPENDITURES | 2,209,261 | 2,219,666 | 2,103,586 | 116,080 |
| EXCESS OF REVENUES OVER EXPENDITURES | 1,080,663 | 1,070,258 | 1,062,319 | (7,939) |
| OTHER FINANCING USES | | | | |
| Reversion to Board of County Commissioners | (1,080,663) | (1,070,258) | (1,062,319) | 7,939 |
| NET CHANGE IN FUND BALANCES | - | - | - | - |
| FUND BALANCES - October 1, 2011 | - | - | - | - |
| FUND BALANCES - September 30, 2012 | \$ - | \$ - | \$ - | \$ - |

Notes to Schedule:

The budget is prepared on a basis that does not differ materially from generally accepted accounting principles. Its preparation, adoption, and amendment is governed by Florida Statutes. The fund is the legal level of control.

SUPPLEMENTARY INFORMATION

Fiduciary Funds

Tax Fund – To account for the collection and disbursement of real and tangible property taxes

Tag Fund – To account for the collection and disbursement of collections such as vehicle tag, title, sales tax and marine title fees; hunting and fishing licenses and marine title fees; and for driver license fees on behalf of various State agencies.

Combining Statement of Fiduciary Net Assets - Agency Funds
September 30, 2012
Flagler County Tax Collector

| | TAX FUND | TAG FUND | TOTALS |
|------------------------------|------------------|----------------|------------------|
| <u>ASSETS</u> | | | |
| Cash | \$ 1,630,975 | \$ 255,348 | \$ 1,886,323 |
| Receivables | 31,815 | 7,121 | 38,936 |
| | <u>1,662,790</u> | <u>262,469</u> | <u>1,925,259</u> |
| TOTAL ASSETS | | | |
| | <u>1,662,790</u> | <u>262,469</u> | <u>1,925,259</u> |
| <u>LIABILITIES</u> | | | |
| Assets Held for Others | 1,396,151 | 260,372 | 1,656,523 |
| Due to Other Funds | 34,871 | - | 34,871 |
| Due to Other County Agencies | 231,768 | 2,097 | 233,865 |
| | <u>1,662,790</u> | <u>262,469</u> | <u>1,925,259</u> |
| TOTAL LIABILITIES | | | |
| | <u>1,662,790</u> | <u>262,469</u> | <u>1,925,259</u> |
| NET ASSETS | <u>\$ -</u> | <u>\$ -</u> | <u>\$ -</u> |

**ADDITIONAL ELEMENTS REQUIRED BY THE
RULES OF THE AUDITOR GENERAL**

Management Letter

The Honorable Suzanne Johnston
Tax Collector
Flagler County, Florida

We have audited the financial statements of the Flagler County Tax Collector, as of and for the fiscal year ended September 30, 2012, and have issued our report thereon dated February 12, 2013.

We conducted our audit in accordance with auditing standards generally accepted in the United States of America and the standards applicable to financial audits contained in *Government Auditing Standards*, issued by the Comptroller General of the United States. Additionally, our audit was conducted in accordance with the provisions of Chapter 10.550, Rules of the Auditor General, which govern the conduct of local governmental entity audits performed in the State of Florida and require that certain items be addressed in this letter.

Prior Audit Findings

The Rules of the Auditor General require that we comment as to whether or not corrective actions have been taken to address findings or recommendations made in the preceding audit. If the audit findings in the preceding audit report are uncorrected, we are required to identify those findings were also included in the second preceding audit report. The Flagler County Tax Collector has no uncorrected prior audit findings that are required to be identified pursuant to the Rules of the Auditor General.

Investment of Public Funds

As required by the Rules of the Auditor General, the scope of our audit included a review of the provisions of Section 218.415, Florida Statutes, regarding the investment of public funds. Our audit did not reveal any noncompliance with the provisions of Section 218.415, Florida Statutes.

Other Matters

Our audit did not reveal any other matters that we are required to include in this management letter.

This management letter is intended solely for the information and use of the Flagler County Tax Collector and management, and the State of Florida Auditor General and is not intended to be and should not be used by anyone other than these specified parties.

The Honorable Suzanne Johnston
Tax Collector
Flagler County, Florida
Page 2

We wish to take this opportunity to thank you and your staff for the cooperation and courtesies extended to us during the course of the audit. Please let us know if you have any questions or comments concerning this letter, our accompanying reports, or other matters.

Carr, Riggs & Ingram LLC

February 12, 2013
Gainesville, Florida



The Honorable Suzanne Johnston
Tax Collector
Flagler County, Florida

We have audited the financial statements of the major fund and the aggregate remaining fund information of the Flagler County Tax Collector (the "Office") as of and for the year ended September 30, 2012, which collectively comprise the Office's special purpose financial statements and have issued our report thereon dated February 12, 2013. Our report on the financial statements included a paragraph explaining that the Office is an integral part of Flagler County, the primary government for financial reporting purposes. We conducted our audit in accordance with auditing standards generally accepted in the United States of America and the standards applicable to financial audits contained in *Government Auditing Standards*, issued by the Comptroller General of the United States.

Report on Internal Control Over Financial Reporting and on Compliance and Other Matters

Internal Control Over Financial Reporting

Management of the Office is responsible for establishing and maintaining effective internal control over financial reporting. In planning and performing our audit, we considered the Office's internal control over financial reporting as a basis for designing our auditing procedures for the purpose of expressing our opinions on the financial statements, but not for the purpose of expressing an opinion on the effectiveness of the Office's internal control over financial reporting. Accordingly, we do not express an opinion on the effectiveness of the Office's internal control over financial reporting.

A deficiency in internal control exists when the design or operation of a control does not allow management or employees, in the normal course of performing their assigned functions, to prevent, or detect and correct misstatements on a timely basis. A *material weakness* is a deficiency, or a combination of deficiencies, in internal control, such that there is a reasonable possibility that a material misstatement of the entity's financial statements will not be prevented, or detected and corrected on a timely basis.

Our consideration of internal control over financial reporting was for the limited purpose described in the first paragraph of this section and was not designed to identify all deficiencies in internal control over financial reporting that might be deficiencies, significant deficiencies or material weaknesses. We did not identify any deficiencies in internal control over financial reporting that we consider to be material weaknesses, as defined above.

Compliance and Other Matters

As part of obtaining reasonable assurance about whether the Office's financial statements are free of material misstatement, we performed tests of its compliance with certain provisions of laws, regulations, contracts and grant agreements, noncompliance with which could have a direct and material effect on the determination of financial statement amounts. However, providing an opinion on compliance with those provisions was not an objective of our audit and, accordingly, we do not express such an opinion. The results of our tests disclosed no instances of noncompliance or other matters that are required to be reported under *Government Auditing Standards*.

Communication with Those Charged with Governance

Professional standards require that we provide you with the following information related to our audit.

Our Responsibility Under U.S. Generally Accepted Auditing Standards

As stated in our engagement letter, our responsibility, as described by professional standards, is to express an opinion about whether the financial statements prepared by management with your oversight are fairly presented, in all material respects. Our audit of the financial statements does not relieve you or management of your responsibilities.

Planned Scope and Timing of the Audit

We performed the audit according to the planned scope and timing.

Significant Audit Findings

Qualitative Aspects of Accounting Practices

Management is responsible for the selection and use of appropriate accounting policies. The significant accounting policies used are described in Note 1 to the financial statements. No new accounting policies were enacted and the application of existing policies was not changed during the year. We noted no transactions entered into during the year for which there is a lack of authoritative guidance or consensus. All significant transactions have been recognized in the financial statements in the proper period.

Accounting estimates are an integral part of the financial statements prepared by management and are based on management's knowledge and experience about past and current events and assumptions about future events. Certain accounting estimates are particularly sensitive because of their significance to the financial statements and because of the possibility that future events affecting them may differ significantly from those expected. There were no particularly sensitive estimates significantly affecting the financial statements.

The disclosures in the financial statements are neutral, consistent, and clear. Certain financial statement disclosures are particularly sensitive because of their significance to financial statement users. There are no particularly sensitive disclosures significantly affecting the financial statements.

Difficulties Encountered in Performing the Audit

We encountered no significant difficulties in dealing with management in performing and completing our audit.

Corrected and Uncorrected Misstatements

Professional standards require us to accumulate all known and likely misstatements identified during the audit, other than those that are trivial, and communicate them to the appropriate level of management. There were no such misstatements noted during the audit.

Disagreements with Management

For purposes of this letter, professional standards define a disagreement with management as a financial accounting, reporting, or auditing matter, whether or not resolved to our satisfaction, that could be significant to the financial statements or the auditor's report. We are pleased to report that no such disagreements arose during the course of our audit.

Management Representations

We have requested certain representations from management that are included in the management representation letter.

This report is intended solely for the information and use of the Office, its management and the State of Florida Auditor General, and is not intended to be and should not be used by anyone other than these specified parties.

Car, Riggs & Ingram LLC

February 12, 2013
Gainesville, Florida

SUZANNE JOHNSTON
FLAGLER COUNTY TAX COLLECTOR

P. O. Box 846
Bunnell, FL 32110
Phone: 386-313-4160

February 12, 2013


The Honorable David W. Martin
Florida Auditor General
P. O Box 1735
Tallahassee, FL 32302

Dear Honorable Martin:

I have received the Flagler County Tax Collector's financial statements and audit report for the year ending September 30, 2012.

I am pleased to report that there were no findings or recommendations included in the audit report.

Sincerely,

A handwritten signature in black ink, appearing to read 'Suzanne Johnston', written over the printed name.

Suzanne Johnston
Flagler County Tax Collector

FLAGLER COUNTY
PROPERTY APPRAISER

AUDIT REPORT

SEPTEMBER 30, 2012

**Flagler County Property Appraiser
Audit Report
September 30, 2012**

TABLE OF CONTENTS

| | <u>Page</u> |
|--|-------------|
| INDEPENDENT AUDITOR'S REPORT..... | 1 |
| SPECIAL PURPOSE FINANCIAL STATEMENTS: | |
| Governmental Funds: | |
| Balance Sheet | 3 |
| Statement of Revenues, Expenditures and Changes in Fund Balance | 4 |
| Notes to Financial Statements..... | 5 |
| REQUIRED SUPPLEMENTARY INFORMATION: | |
| Schedule of Revenues, Expenditures and Changes in Fund Balance – Budget and Actual – General Fund | 10 |
| ADDITIONAL ELEMENTS REQUIRED BY THE RULES OF THE AUDITOR GENERAL: | |
| Management Letter | 11 |
| Report on Internal Control Over Financial Reporting and on Compliance and Other Matters/Communication with Those Charged with Governance | 13 |

Independent Auditor's Report

The Honorable James E. Gardner, Jr.
Property Appraiser
Flagler County, Florida

We have audited the accompanying special purpose financial statements of the Flagler County Property Appraiser (the "Office") as of and for the year ended September 30, 2012, as listed in the table of contents. These financial statements are the responsibility of the management of the Office. Our responsibility is to express an opinion on these financial statements based on our audit.

We conducted our audit in accordance with auditing standards generally accepted in the United States of America and the standards applicable to financial audits contained in *Government Auditing Standards*, issued by the Comptroller General of the United States. Those standards require that we plan and perform the audit to obtain reasonable assurance about whether the financial statements are free of material misstatement. An audit includes examining, on a test basis, evidence supporting the amounts and disclosures in the financial statements. An audit also includes assessing the accounting principles used and significant estimates made by management, as well as evaluating the overall financial statement presentation. We believe that our audit provides a reasonable basis for our opinion.

As discussed in Note 1 to the financial statements, the accompanying financial statements have been prepared for the purpose of complying with the Rules of the Auditor General of the State of Florida. They include only the financial activity of the Office, which is an integral part of Flagler County, the primary government for financial reporting purposes.

In our opinion, the special purpose financial statements referred to above present fairly, in all material respects, the financial position of the Office at September 30, 2012, and the changes in its financial position for the year then ended in conformity with accounting principles generally accepted in the United States of America.

In accordance with *Government Auditing Standards*, we have also issued a report dated February 6, 2013 on our consideration of the Office's internal control over financial reporting and our tests of its compliance with certain provisions of laws, regulations, contracts, and grant agreements and other matters. The purpose of that report is to describe the scope of our testing of internal control over financial reporting and compliance and the results of that testing, and not to provide an opinion on the internal control over financial reporting or on compliance. That report is an integral part of an audit performed in accordance with *Government Auditing Standards* and should be considered in assessing the results of our audit.

Accounting principles generally accepted in the United States of America require that the budgetary comparison information be presented to supplement the special purpose financial statements. Such information, although not a part of the special purpose financial statements, is required by the Governmental Accounting Standards Board, who considers it to be an essential part of financial reporting for placing the special purpose financial statements in an appropriate operational, economic, or historical context. We have applied certain limited procedures to the required supplementary information in accordance with auditing standards generally accepted in the United States of America, which consisted of inquiries of management about the methods of preparing the information and comparing the information for consistency with management's responses to our inquiries, the special purpose financial statements, and other knowledge we obtained during our audit of the special purpose financial statements. We do not express an opinion or provide any assurance on the information because the limited procedures do not provide us with sufficient evidence to express an opinion or provide any assurance.

This report is intended solely for the information and use of the Office, its management, and the Auditor General of the State of Florida and is not intended to be and should not be used by anyone other than these specified parties.

Car, Riggs & Ingram LLC

February 6, 2013
Gainesville, Florida

Balance Sheet – Governmental Funds
September 30, 2012
Flagler County Property Appraiser

| | GENERAL FUND |
|--|-----------------------------|
| <u>ASSETS</u> | |
| Cash | \$ 59,043 |
| Due from Other Governments | 654 |
| Accounts Receivable | <u>912</u> |
| TOTAL ASSETS | <u><u>\$ 60,609</u></u> |
| <u>LIABILITIES AND FUND BALANCES</u> | |
| <u>LIABILITIES</u> | |
| Accounts Payable and Accrued Liabilities | \$ 45,872 |
| Due to Other Governments | 5,503 |
| Due to Board of County Commissioners | <u>9,234</u> |
| TOTAL LIABILITIES | 60,609 |
| <u>FUND BALANCE</u> | <u>-</u> |
| TOTAL LIABILITIES AND FUND BALANCE | <u><u>\$ 60,609</u></u> |

The accompanying “Notes to Financial Statements”
form an integral part of this statement.

Statement of Revenues, Expenditures and Changes in Fund Balance
Governmental Funds
For the Year Ended September 30, 2012
Flagler County Property Appraiser

| | GENERAL FUND |
|--|--------------------|
| <u>REVENUES</u> | |
| Charges for Services | \$ 77,134 |
| Miscellaneous Revenue | <u>28,822</u> |
| TOTAL REVENUES | <u>105,956</u> |
| <u>EXPENDITURES</u> | |
| General Government: | |
| Personal Services | 1,784,833 |
| Operating Expenditures | <u>249,326</u> |
| TOTAL EXPENDITURES | <u>2,034,159</u> |
| EXCESS OF REVENUES UNDER EXPENDITURES | <u>(1,928,203)</u> |
| <u>OTHER FINANCING SOURCES (USES)</u> | |
| Appropriation from Board of County Commissioners | 1,933,504 |
| Reversion to Board of County Commissioners | <u>(5,301)</u> |
| TOTAL OTHER FINANCING SOURCES (USES) | <u>1,928,203</u> |
| NET CHANGE IN FUND BALANCE | - |
| FUND BALANCE - October 1, 2011 | <u>-</u> |
| FUND BALANCE - September 30, 2012 | <u><u>\$ -</u></u> |

The accompanying "Notes to Financial Statements"
form an integral part of this statement.

Notes to Financial Statements
September 30, 2012
Flagler County Property Appraiser

NOTE 1 – SUMMARY OF SIGNIFICANT ACCOUNTING POLICIES

The accounting policies of the Flagler County Property Appraiser (the “Office”), conform to generally accepted accounting principles as applicable to governments. The following is a summary of the more significant policies.

Reporting Entity

The Property Appraiser is an elected constitutional officer, whose office is established by Article VIII of the Constitution of the State of Florida and is governed by various provisions of state law.

The Office is an integral part of Flagler County, the primary government for financial reporting purposes.

Basis of Presentation

The Office’s financial statements are special purpose financial statements that have been prepared for the purpose of complying with the Rules of the Auditor General of the State of Florida (the “Rules”). These special purpose financial statements are the fund financial statements specified in GASB Statement No. 34. In conformity with the Rules, the Office has not presented reconciliations to the government-wide financial statements, the government-wide financial statements, or management’s discussion and analysis. Also, certain notes to the financial statements may supplement rather than duplicate the notes included in the County’s countywide financial statements.

Fund Accounting

Accounts are organized on the basis of funds, each of which is considered a separate accounting entity. The operations of each fund are accounted for with a separate set of self-balancing accounts that comprise its assets, liabilities, fund equity, revenues, and expenditures. Government resources are allocated to, and accounted for in, individual funds based upon the purposes for which they are to be spent and the means by which spending activities are controlled. The focus of fund financial statements is on major funds, each displayed as a separate column. All nonmajor funds are aggregated and displayed in a single column. The Office reports the following major governmental fund; there are no nonmajor governmental funds:

General Fund - The General Fund is the primary operating fund. It is used to account for and report all financial resources that are not accounted for and reported in another fund.

Fund Balance

The Office follows the provisions of GASB Statement No. 54, Fund Balance Reporting and Governmental Fund Type Definitions to classify fund balances for governmental funds into specifically defined classifications. The classifications comprise a hierarchy based primarily on the extent to which the Office is bound to honor constraints on the specific purposes for which amounts in the funds can be spent.

Notes to Financial Statements
September 30, 2012
Flagler County Property Appraiser

NOTE 1 – SUMMARY OF SIGNIFICANT ACCOUNTING POLICIES

The fund balance classifications specified in GASB Statement No. 54 are as follows:

Nonspendable Fund Balance – Nonspendable fund balances are amounts that cannot be spent because they are either (a) not in spendable form or (b) legally or contractually required to be maintained intact.

Restricted Fund Balance – Restricted fund balances are restricted when constraints placed on the use of resources are either: (a) externally imposed by creditors, grantors, contributors, or laws or regulations of other governments; or (b) imposed by law through constitutional provisions or enabling legislation.

Committed Fund Balance – Committed fund balances are amounts that can only be used for specific purposes as a result of constraints imposed by formal action of the Office's highest level of decision-making authority, which is a policy of the Office. Committed amounts cannot be used for any other purpose unless the Office removes those constraints by taking the same type of action.

Assigned Fund Balance – Assigned fund balances are amounts that are constrained by the Office's intent to be used for specific purposes, but are neither restricted nor committed. Intent is expressed by (a) the constitutional officer or (b) a body or official to which the constitutional officer has delegated the authority to assign amounts to be used for specific purposes.

Unassigned Fund Balance – Unassigned fund balance is the residual classification for the General Fund.

The Office's policy is to expend resources in the following order: restricted, committed, assigned, and unassigned.

Measurement Focus/Basis of Accounting

All governmental funds are accounted for on a current financial resources measurement focus. This means that only current assets and current liabilities are generally included on their balance sheets. Their reported fund balance (net current assets) is considered a measure of "available spendable resources." Their operating statements present increases (revenues and other financing sources) and decreases (expenditures and other financing uses) in net current assets and, accordingly, are said to present a summary of sources and uses of "available spendable resources" during a period.

Basis of accounting refers to when revenues and expenditures are recognized in the accounts and reported in the financial statements. Basis of accounting relates to the timing of the measurements made, regardless of the measurement focus applied.

All governmental funds are accounted for using the modified accrual basis of accounting. Their revenues are recognized when they become measurable and available as net current assets. Expenditures are generally recognized under the modified accrual basis of accounting when the related fund liability is incurred. However, principal and interest on long-term debt are recognized when due.

Notes to Financial Statements
September 30, 2012
Flagler County Property Appraiser

NOTE 1 – SUMMARY OF SIGNIFICANT ACCOUNTING POLICIES

Capital Assets and Long-Term Liabilities

Capital assets used by the Office are recorded and accounted for by the Flagler County Board of County Commissioners.

Because of their spending measurement focus, expenditure recognition for governmental fund types is limited to exclude amounts represented by noncurrent liabilities. Since they do not affect net current assets, such long-term amounts are not recognized as governmental fund type expenditures or fund liabilities. They are instead reported as liabilities in the financial statements of the County.

Cash

All cash is placed in a bank that qualifies as a public depository pursuant to the provisions of the Florida Security For Public Deposits Act. Therefore, the deposits are entirely insured by Federal depository insurance and/or entirely collateralized pursuant to Chapter 280, Florida Statutes.

Use of Estimates

The preparation of financial statements in conformity with generally accepted accounting principles requires management to make various estimates. Actual results could differ from those estimates.

NOTE 2 – CHANGES IN LONG-TERM DEBT

A summary of changes in long-term debt follows:

| | BALANCE OCTOBER 1, 2011 | ADDITIONS | DEDUCTIONS | BALANCE SEPTEMBER 30, 2012 | DUE WITHIN ONE YEAR |
|----------------------|-------------------------------|------------------|------------------|----------------------------------|---------------------------|
| Compensated Absences | <u>\$ 56,000</u> | <u>\$ 86,000</u> | <u>\$ 84,000</u> | <u>\$ 58,000</u> | <u>\$30,000</u> |

NOTE 3 – PENSION PLAN

Defined Benefit Plan

Plan Description. The Office contributes to the Florida Retirement System (the "System"), a cost-sharing multiple-employer defined benefit pension plan administered by the State of Florida, Department of Management Services, Division of Retirement. The System provides retirement, disability or death benefits to retirees or their designated beneficiaries. Chapter 121, Florida Statutes, establishes the authority for benefit provisions. Changes to the law can only occur through an act of the Florida Legislature. The System issues a publicly available financial report that includes financial statements and required supplementary information for the System. That report may be obtained by writing to the Division of Retirement, PO Box 9000, Tallahassee, Florida 32315, or by calling (850) 488-6491.

**Notes to Financial Statements
September 30, 2012
Flagler County Property Appraiser**

NOTE 3 – PENSION PLAN

Funding Policy. The County is required to contribute at an actuarially determined rate. The employer contribution rates at September 30, 2012 were as follows: Regular Employees 5.18%; Special Risk Employees 14.90%; Senior Management 6.30%; Elected Officials 10.23%, DROP 5.44%. Employees are required to contribute 3.00%. The contribution requirements of plan members and the Office are established and may be amended by the Florida Legislature. The Office's contributions to the System for the years ended September 30, 2012, 2011 and 2010 were approximately \$65,500, \$143,000 and \$155,800, respectively, equal to the required contributions for each year.

Defined Contribution Plan. Pursuant to Chapter 121, Florida Statutes, the Florida Legislature created the Florida Retirement Investment Plan ("FRS Investment Plan"), a defined contribution pension plan qualified under Section 401(a) of the Internal Revenue Code. The FRS Investment Plan is an alternative available to members of the Florida Retirement System in lieu of the defined benefit plan. There is a uniform contribution rate covering both the defined benefit and defined contribution plans, depending on membership class. Required employer contributions made to the plan totaled approximately \$10,500.

NOTE 4 – POSTEMPLOYMENT BENEFITS OTHER THAN PENSION BENEFITS

The Office participates in the plan established by the Board of County Commissioners to provide other postemployment benefits to retirees of the Board and Constitutional Officers. The County has implemented the provisions of GASB Statement No. 45, *Accounting and Financial Reporting by Employers for Postemployment Benefits Other Than Pensions*. A detailed plan description and any liability for employees of the Office is included in the financial statements of the County.

NOTE 5 – RISK MANAGEMENT

The Office participates in the risk management program established by the Board of County Commissioners for life and health insurance. The risk management program is accounted for in the Board's financial statements as an Internal Service Fund, in accordance with requirements of GASB 10.

The Office is exposed to various risks of loss related to torts: theft of, damage to and destruction of assets; errors and omissions; and natural disasters for which the Office carries commercial insurance. There were no significant reductions in insurance coverage from prior years. Settled claims resulting from the risks described above have not exceeded the insurance coverage during the previous three years.

Notes to Financial Statements
September 30, 2012
Flagler County Property Appraiser

NOTE 6 – LEASE COMMITMENTS

The Office has five vehicle operating leases. During the year ended September 30, 2012, the lease payments on all vehicle operating leases were \$18,876.

Future minimum lease payments for noncancellable operating leases as of September 30, are as follows:

| <u>Year</u> | <u>Amount</u> |
|-------------|------------------|
| 2013 | \$ 18,460 |
| 2014 | 14,153 |
| 2015 | <u>5,171</u> |
| Total | <u>\$ 37,784</u> |

NOTE 7 – CONTINGENCIES AND COMMITMENTS

The Office is, during the course of normal operations, involved in various claims regarding the assessments of real and tangible personal property. It is the opinion of management that any uninsured claims would not be material in relation to the Office's financial condition.

REQUIRED SUPPLEMENTARY INFORMATION

Schedule of Revenues, Expenditures and Changes in Fund Balances
Budget and Actual – General Fund
For the Year Ended September 30, 2012
Flagler County Property Appraiser

| | BUDGETED AMOUNTS | | ACTUAL | VARIANCE WITH FINAL BUDGET |
|---|--------------------|--------------------|--------------------|----------------------------------|
| | ORIGINAL | FINAL | | |
| <u>REVENUES</u> | | | | |
| Charges for Services | \$ 72,008 | \$ 72,262 | \$ 77,134 | \$ 4,872 |
| Miscellaneous Revenue | - | - | 28,822 | 28,822 |
| TOTAL REVENUES | 72,008 | 72,262 | 105,956 | 33,694 |
| <u>EXPENDITURES</u> | | | | |
| General Government: | | | | |
| Personal Services | 1,794,409 | 1,786,163 | 1,784,833 | 1,330 |
| Operating Expenditures | 211,103 | 219,603 | 249,326 | (29,723) |
| TOTAL EXPENDITURES | 2,005,512 | 2,005,766 | 2,034,159 | (28,393) |
| EXCESS OF REVENUES OVER (UNDER) EXPENDITURES | (1,933,504) | (1,933,504) | (1,928,203) | 5,301 |
| <u>OTHER FINANCING SOURCES (USES)</u> | | | | |
| Appropriation from Board of County Commissioners | 1,933,504 | 1,933,504 | 1,933,504 | - |
| Reversion to Board of County Commissioners | - | - | (5,301) | (5,301) |
| TOTAL OTHER FINANCING SOURCES (USES) | 1,933,504 | 1,933,504 | 1,928,203 | (5,301) |
| NET CHANGE IN FUND BALANCES | - | - | - | - |
| FUND BALANCES - October 1, 2011 | - | - | - | - |
| FUND BALANCES - September 30, 2012 | \$ - | \$ - | \$ - | \$ - |

Notes to Schedule:

The budget is prepared on a basis that does not differ materially from generally accepted accounting principles. Its preparation, adoption, and amendment is governed by Florida Statutes. The fund is the legal level of control. The Office overexpended its budget for fiscal year ended September 30, 2012 by \$28,393.

**ADDITIONAL ELEMENTS REQUIRED BY THE
RULES OF THE AUDITOR GENERAL**

Management Letter

The Honorable James E. Gardner, Jr.
Property Appraiser
Flagler County, Florida

We have audited the financial statements of the Flagler County Property Appraiser, as of and for the fiscal year ended September 30, 2012, and have issued our report thereon dated February 6, 2013.

We conducted our audit in accordance with auditing standards generally accepted in the United States of America and the standards applicable to financial audits contained in *Government Auditing Standards*, issued by the Comptroller General of the United States. Additionally, our audit was conducted in accordance with the provisions of Chapter 10.550, Rules of the Auditor General, which govern the conduct of local governmental entity audits performed in the State of Florida and require that certain items be addressed in this letter.

Prior Audit Findings

The Rules of the Auditor General require that we comment as to whether or not corrective actions have been taken to address findings or recommendations made in the preceding audit. If the audit findings in the preceding audit report are uncorrected, we are required to identify those findings that were also included in the second preceding audit report. The Office has no uncorrected prior audit findings that are required to be identified pursuant to the Rules of the Auditor General.

Investment of Public Funds

As required by the Rules of the Auditor General, the scope of our audit included a review of the provisions of Section 218.415, Florida Statutes, regarding the investment of public funds. Our audit did not reveal any noncompliance with the provisions of Section 218.415, Florida Statutes.

Other Matters

Our audit did not reveal any other matters that we are required to include in this management letter.

The Honorable James E. Gardner, Jr.
Property Appraiser
Flagler County, Florida
Page 2

This management letter is intended solely for the information and use of the Flagler County Property Appraiser and management, and the State of Florida Auditor General, and is not intended to be and should not be used by anyone other than these specified parties.

We wish to take this opportunity to thank you and your staff for the cooperation and courtesies extended to us during the course of the audit. Please let us know if you have any questions or comments concerning this letter, our accompanying reports, or other matters.

Car, Riggs & Ingram LLC

February 6, 2013
Gainesville, Florida

The Honorable James E. Gardner, Jr.
Property Appraiser
Flagler County, Florida

We have audited the financial statements of the Flagler County Property Appraiser (the "Office") as of and for the year ended September 30, 2012, and have issued our report thereon dated February 6, 2013. Our report on the financial statements included a paragraph explaining that the Office is an integral part of Flagler County, the primary government for financial reporting purposes. We conducted our audit in accordance with auditing standards generally accepted in the United States of America and the standards applicable to financial audits contained in *Government Auditing Standards*, issued by the Comptroller General of the United States.

Report on Internal Control Over Financial Reporting and on Compliance and Other Matters

Internal Control Over Financial Reporting

Management of the Office is responsible for establishing and maintaining effective internal control over financial reporting. In planning and performing our audit, we considered the Office's internal control over financial reporting as a basis for designing our auditing procedures for the purpose of expressing our opinion on the financial statements, but not for the purpose of expressing an opinion on the effectiveness of the Office's internal control over financial reporting. Accordingly, we do not express an opinion on the effectiveness of the Office's internal control over financial reporting.

A deficiency in internal control exists when the design or operation of a control does not allow management or employees, in the normal course of performing their assigned functions, to prevent, or detect and correct misstatements on a timely basis. A *material weakness* is a deficiency, or a combination of deficiencies, in internal control, such that there is a reasonable possibility that a material misstatement of the entity's financial statements will not be prevented, or detected and corrected on a timely basis.

Our consideration of internal control over financial reporting was for the limited purpose described in the first paragraph of this section and was not designed to identify all deficiencies in internal control over financial reporting that might be deficiencies, significant deficiencies or material weaknesses. We did not identify any deficiencies in internal control over financial reporting that we consider to be material weaknesses, as defined above.

Compliance and Other Matters

As part of obtaining reasonable assurance about whether the Office's financial statements are free of material misstatement, we performed tests of its compliance with certain provisions of laws, regulations, contracts and grant agreements, noncompliance with which could have a direct and material effect on the determination of financial statement amounts. However, providing an opinion on compliance with those provisions was not an objective of our audit and, accordingly, we do not express such an opinion. The results of our tests disclosed no instances of noncompliance or other matters that are required to be reported under *Government Auditing Standards*.

Communication with Those Charged with Governance

Professional standards require that we provide you with the following information related to our audit.

Our Responsibility Under U.S. Generally Accepted Auditing Standards

As stated in our engagement letter, our responsibility, as described by professional standards, is to express an opinion about whether the financial statements prepared by management with your oversight are fairly presented, in all material respects. Our audit of the financial statements does not relieve you or management of your responsibilities.

Planned Scope and Timing of the Audit

We performed the audit according to the planned scope and timing.

Significant Audit Findings

Qualitative Aspects of Accounting Practices

Management is responsible for the selection and use of appropriate accounting policies. The significant accounting policies used are described in Note 1 to the financial statements. No new accounting policies were adopted and the application of existing policies was not changed during the year. We noted no transactions entered into during the year for which there is a lack of authoritative guidance or consensus.

Accounting estimates are an integral part of the financial statements prepared by management and are based on management's knowledge and experience about past and current events and assumptions about future events. Certain accounting estimates are sometimes particularly sensitive because of their significance to the financial statements and because of the possibility that future events affecting them may differ significantly from those expected. There were no particularly sensitive estimates significantly affecting the financial statements.

The disclosures in the financial statements are neutral, consistent, and clear. Certain financial statement disclosures are sometimes particularly sensitive because of their significance to financial statement users. There are no particularly sensitive disclosures significantly affecting the financial statements.

Difficulties Encountered in Performing the Audit

We encountered no significant difficulties in dealing with management in performing and completing our audit.

Corrected and Uncorrected Misstatements

Professional standards require us to accumulate all known and likely misstatements identified during the audit, other than those that are trivial, and communicate them to the appropriate level of management. There were no misstatements noted as a result of audit procedures.

Disagreements with Management

For purposes of this letter, professional standards define a disagreement with management as a financial accounting, reporting, or auditing matter, whether or not resolved to our satisfaction, that could be significant to the financial statements or the auditor's report. We are pleased to report that no such disagreements arose during the course of our audit.

Management Representations

We have requested certain representations from management that are included in the management representation letter.

This report is intended solely for the information and use of the Flagler County Property Appraiser and management, and the State of Florida Auditor General, and is not intended to be and should not be used by anyone other than these specified parties.

A handwritten signature in cursive script that reads "Carr, Riggs & Ingram LLC".

February 6, 2013
Gainesville, Florida

FLAGLER COUNTY
SUPERVISOR OF ELECTIONS

AUDIT REPORT

SEPTEMBER 30, 2012

**Flagler County Supervisor of Elections
Audit Report
September 30, 2012**

TABLE OF CONTENTS

| | <u>Page</u> |
|--|-------------|
| INDEPENDENT AUDITOR'S REPORT..... | 1 |
| SPECIAL PURPOSE FINANCIAL STATEMENTS: | |
| Governmental Funds: | |
| Balance Sheet | 3 |
| Statement of Revenues, Expenditures and Changes in Fund Balance | 4 |
| Notes to Financial Statements | 5 |
| REQUIRED SUPPLEMENTARY INFORMATION: | |
| Schedule of Revenues, Expenditures and Changes in Fund Balances – Budget and Actual – General Fund..... | 10 |
| ADDITIONAL ELEMENTS REQUIRED BY THE RULES OF THE AUDITOR GENERAL: | |
| Management Letter | 11 |
| Report on Internal Control Over Financial Reporting and on Compliance and Other Matters/Communication with Those Charged with Governance | 13 |
| ELECTED OFFICIAL'S RESPONSE TO AUDITOR'S COMMENTS | -- |

Independent Auditor's Report

The Honorable Kimberle B. Weeks
Supervisor of Elections
Flagler County, Florida

We have audited the accompanying special purpose financial statements of the Flagler County Supervisor of Elections (the "Office") as of and for the year ended September 30, 2012, as listed in the table of contents. These financial statements are the responsibility of the management of the Office. Our responsibility is to express an opinion on these financial statements based on our audit.

We conducted our audit in accordance with auditing standards generally accepted in the United States of America and the standards applicable to financial audits contained in *Government Auditing Standards*, issued by the Comptroller General of the United States. Those standards require that we plan and perform the audit to obtain reasonable assurance about whether the financial statements are free of material misstatement. An audit includes examining, on a test basis, evidence supporting the amounts and disclosures in the financial statements. An audit also includes assessing the accounting principles used and significant estimates made by management, as well as evaluating the overall financial statement presentation. We believe that our audit provides a reasonable basis for our opinion.

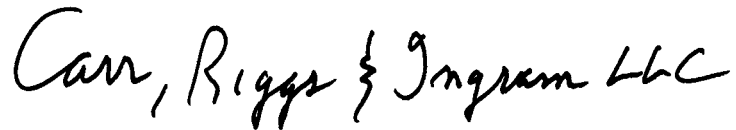
As discussed in Note 1 to the financial statements, the accompanying financial statements have been prepared for the purpose of complying with the Rules of the Auditor General of the State of Florida. They include only the financial activity of the Office, which is an integral part of Flagler County, the primary government for financial reporting purposes.

In our opinion, the special purpose financial statements referred to above present fairly, in all material respects, the financial position of the Office at September 30, 2012, and the changes in its financial position for the year then ended in conformity with accounting principles generally accepted in the United States of America.

In accordance with *Government Auditing Standards*, we have also issued a report dated January 14, 2013 on our consideration of the Office's internal control over financial reporting and our tests of its compliance with certain provisions of laws, regulations, contracts, and grant agreements and other matters. The purpose of that report is to describe the scope of our testing of internal control over financial reporting and compliance and the results of that testing, and not to provide an opinion on the internal control over financial reporting or on compliance. That report is an integral part of an audit performed in accordance with *Government Auditing Standards* and should be considered in assessing the results of our audit.

Accounting principles generally accepted in the United States of America require that the budgetary comparison information be presented to supplement the special purpose financial statements. Such information, although not a part of the special purpose financial statements, is required by the Governmental Accounting Standards Board, who considers it to be an essential part of financial reporting for placing the special purpose financial statements in an appropriate operational, economic, or historical context. We have applied certain limited procedures to the required supplementary information in accordance with auditing standards generally accepted in the United States of America, which consisted of inquiries of management about the methods of preparing the information and comparing the information for consistency with management's responses to our inquiries, the special purpose financial statements, and other knowledge we obtained during our audit of the special purpose financial statements. We do not express an opinion or provide any assurance on the information because the limited procedures do not provide us with sufficient evidence to express an opinion or provide any assurance.

This report is intended solely for the information and use of the Office, its management, and the Auditor General of the State of Florida and is not intended to be and should not be used by anyone other than these specified parties.

A handwritten signature in black ink that reads "Can, Riggs & Ingram LLC". The signature is written in a cursive, flowing style.

January 14, 2013
Gainesville, Florida

**Balance Sheet – Governmental Funds
September 30, 2012
Flagler County Supervisor of Elections**

| | GENERAL FUND |
|--|-----------------------------|
| <u>ASSETS</u> | |
| Cash | \$ 31,422 |
| Due from Other Government | <u>330</u> |
| TOTAL ASSETS | <u><u>\$ 31,752</u></u> |
| <u>LIABILITIES AND FUND BALANCE</u> | |
| <u>LIABILITIES</u> | |
| Accounts Payable and Accrued Liabilities | \$ 39 |
| Due to Other County Agencies | 14,449 |
| Deferred Revenue | <u>17,264</u> |
| TOTAL LIABILITIES | 31,752 |
| FUND BALANCE | <u>-</u> |
| TOTAL LIABILITIES AND FUND BALANCE | <u><u>\$ 31,752</u></u> |

The accompanying “Notes to Financial Statements”
form an integral part of this statement.

Statement of Revenues, Expenditures and Changes in Fund Balance
Governmental Funds
For the Year Ended September 30, 2012
Flagler County Supervisor of Elections

| | GENERAL FUND |
|--|-----------------|
| <u>REVENUES</u> | |
| Intergovernmental Revenue | \$ 4,299 |
| Charges for Services | 36,350 |
| Miscellaneous Income | 41 |
| | <hr/> |
| TOTAL REVENUES | 40,690 |
| | <hr/> |
| <u>EXPENDITURES</u> | |
| General Government: | |
| Personal Services | 381,198 |
| Operating Expenditures | 276,139 |
| Capital Outlay | 53,910 |
| | <hr/> |
| TOTAL EXPENDITURES | 711,247 |
| | <hr/> |
| EXCESS OF REVENUES UNDER EXPENDITURES | (670,557) |
| | <hr/> |
| <u>OTHER FINANCING SOURCES (USES)</u> | |
| Appropriation from Board of County Commissioners | 683,920 |
| Reversion to Board of County Commissioners | (13,363) |
| | <hr/> |
| TOTAL OTHER FINANCING SOURCES (USES) | 670,557 |
| | <hr/> |
| NET CHANGE IN FUND BALANCE | - |
| | <hr/> |
| FUND BALANCE - October 1, 2011 | - |
| | <hr/> |
| FUND BALANCE - September 30, 2012 | \$ - |
| | <hr/> <hr/> |

The accompanying "Notes to Financial Statements"
form an integral part of this statement.

Notes to Financial Statements
September 30, 2012
Flagler County Supervisor of Elections

NOTE 1 – SUMMARY OF SIGNIFICANT ACCOUNTING POLICIES

The accounting policies of the Flagler County Supervisor of Elections (the “Office”) conform to generally accepted accounting principles as applicable to governments. The following is a summary of the more significant policies.

Reporting Entity

The Supervisor of Elections is an elected constitutional officer, whose office is established by Article VIII of the Constitution of the State of Florida and is governed by various provisions of state law.

The Office is an integral part of Flagler County, the primary government for financial reporting purposes.

Basis of Presentation

The Office's financial statements are special purpose financial statements that have been prepared for the purpose of complying with the Rules of the Auditor General of the State of Florida (the “Rules”). These special purpose financial statements are the fund financial statements specified in GASB Statement No. 34. In conformity with the Rules, the Office has not presented reconciliations to the government-wide financial statements, the government-wide financial statements, or management's discussion and analysis. Also, certain notes to the financial statements may supplement rather than duplicate the notes included in the County's countywide financial statements.

Fund Accounting

Accounts are organized on the basis of funds and account groups, each of which is considered a separate accounting entity. The operations of each fund are accounted for with a separate set of self-balancing accounts that comprise its assets, liabilities, fund equity, revenues, and expenditures. Government resources are allocated to, and accounted for in, individual funds based upon the purposes for which they are to be spent and the means by which spending activities are controlled. In the accompanying financial statements, one fund is reported, as follows:

GOVERNMENTAL FUNDS

General Fund - The General Fund is the general operating fund. It is used to account for and report all financial resources not accounted for and reported in another fund.

Fund Balance

The Office follows the provisions of GASB Statement No. 54, *Fund Balance Reporting and Governmental Fund Type Definitions* to classify fund balances for governmental funds into specifically defined classifications. The classifications comprise a hierarchy based primarily on the extent to which the Office is bound to honor constraints on the specific purposes for which amounts in the funds can be spent.

Notes to Financial Statements
September 30, 2012
Flagler County Supervisor of Elections

NOTE 1 – SUMMARY OF SIGNIFICANT ACCOUNTING POLICIES

The fund balance classifications specified in GASB Statement No. 54 are as follows:

Nonspendable Fund Balance – Nonspendable fund balances are amounts that cannot be spent because they are either (a) not in spendable form or (b) legally or contractually required to be maintained intact.

Restricted Fund Balance – Restricted fund balances are restricted when constraints placed on the use of resources are either: (a) externally imposed by creditors, grantors, contributors, or laws or regulations of other governments; or (b) imposed by law through constitutional provisions or enabling legislation.

Committed Fund Balance – Committed fund balances are amounts that can only be used for specific purposes as a result of constraints imposed by formal action of the Office's highest level of decision-making authority, which is a policy of the Office. Committed amounts cannot be used for any other purpose unless the Office removes those constraints by taking the same type of action.

Assigned Fund Balance – Assigned fund balances are amounts that are constrained by the Office's intent to be used for specific purposes, but are neither restricted nor committed. Intent is expressed by (a) the constitutional officer or (b) a body or official to which the constitutional officer has delegated the authority to assign amounts to be used for specific purposes.

Unassigned Fund Balance – Unassigned fund balance is the residual classification for the General Fund.

The Office's policy is to expend resources in the following order: restricted, committed, assigned, and unassigned.

Measurement Focus/Basis of Accounting

All governmental funds are accounted for on a current financial resources measurement focus. This means that only current assets and current liabilities are generally included on their balance sheets. Their reported fund balance (net current assets) is considered a measure of "available spendable resources". Their operating statements present increases (revenues and other financing sources) and decreases (expenditures and other financing uses) in net current assets and, accordingly, are said to present a summary of sources and uses of "available spendable resources" during a period.

Basis of accounting refers to when revenues and expenditures are recognized in the accounts and reported in the financial statements. Basis of accounting relates to the timing of the measurements made, regardless of the measurement focus applied.

Notes to Financial Statements
September 30, 2012
Flagler County Supervisor of Elections

NOTE 1 – SUMMARY OF SIGNIFICANT ACCOUNTING POLICIES

All governmental funds are accounted for using the modified accrual basis of accounting. Their revenues are recognized when they become measurable and available as net current assets. Expenditures are generally recognized under the modified accrual basis of accounting when the related fund liability is incurred. However, principal and interest on long-term debt are recognized when due.

Capital Assets and Long-term Liabilities

Capital assets used by the Office are recorded and accounted for by the Flagler County Board of County Commissioners.

Because of their spending measurement focus, expenditure recognition for governmental fund types is limited to exclude amounts represented by noncurrent liabilities. Since they do not affect net current assets, such long-term amounts are not recognized as governmental fund type expenditures or fund liabilities. They are instead reported as liabilities in the government-wide financial statements of the County.

Cash

All cash is placed in a bank that qualifies as a public depository pursuant to the provisions of the Florida Security For Public Deposits Act. Therefore, the deposits are entirely insured by Federal depository insurance and/or entirely collateralized pursuant to Chapter 280, Florida Statutes.

Use of Estimates

The preparation of financial statements in conformity with generally accepted accounting principles requires management to make various estimates. Actual results could differ from those estimates.

NOTE 2 – LONG-TERM LIABILITIES

A summary of changes in long-term liabilities follows:

| | BALANCE OCTOBER 1, 2011 | ADDITIONS | DEDUCTIONS | BALANCE SEPTEMBER 30, 2012 | DUE WITHIN ONE YEAR |
|----------------------|-------------------------------|-----------------|-----------------|----------------------------------|---------------------------|
| Compensated Absences | <u>\$ 7,100</u> | <u>\$ 9,700</u> | <u>\$10,500</u> | <u>\$ 6,300</u> | <u>\$ 6,300</u> |

Notes to Financial Statements
September 30, 2012
Flagler County Supervisor of Elections

NOTE 3 – PENSION PLAN

Plan Description. The Office contributes to the Florida Retirement System ("System"), a cost-sharing multiple-employer defined benefit pension plan administered by the State of Florida, Department of Management Services, Division of Retirement. The System provides retirement, disability or death benefits to retirees or their designated beneficiaries. Chapter 121, Florida Statutes, establishes the authority for benefit provisions. Changes to the law can only occur through an act of the Florida Legislature. The System issues a publicly available financial report that includes financial statements and required supplementary information for the System. That report may be obtained by writing to the Florida Retirement System, PO Box 9000, Tallahassee, Florida 32315-9000, or by calling (850) 488-6491.

Funding Policy. The Office is required to contribute at an actuarially determined rate. The employer contribution rates at September 30, 2012 were as follows: Regular Employees 5.18%; Special Risk Employees 14.90%; Senior Management 6.30%; Elected Officials 10.23%; DROP 5.44%. Employees are required to contribute 3.00%. The contribution requirements of plan members and the Office are established and may be amended by the Florida Legislature. The Office's contributions to the System for the years ended September 30, 2012, 2011 and 2010 were \$17,518, \$30,613 and \$32,802, respectively, equal to the required contributions for each year.

NOTE 4 – POSTEMPLOYMENT BENEFITS OTHER THAN PENSION BENEFITS

The Office participates in the plan established by the Board of County Commissioners to provide other post-employment benefits to retirees of the Board of Constitutional Officers. The County has implemented the provisions of GASB Statement No. 45, *Accounting and Financial Reporting by Employers for Postemployment Benefits Other Than Pensions*. A detailed plan description and any liability for employees of the Office is included in the financial statements of the County.

NOTE 5 – RISK MANAGEMENT

The Office participates in the risk management program established by the Board of County Commissioners for life and health insurance. The risk management program is accounted for in the Board's financial statements as an Internal Service Fund, in accordance with requirements of GASB 10.

The Office is exposed to various risks of loss related to torts: theft of, damage to and destruction of assets; errors and omissions; and natural disasters for which the Office carries commercial insurance. There were no significant reductions in insurance coverage from prior years. Settled claims resulting from the risks described above have not exceeded the insurance coverage during the previous three years.

Notes to Financial Statements
September 30, 2012
Flagler County Supervisor of Elections

NOTE 6 – LEASE COMMITMENTS

The Office leases equipment through operating leases with maturity dates ranging from July 2014 to July 2017. The lease expense for the year ended September 30, 2012 was \$2,915.

The following is a schedule of future minimum rental payments required under the above operating leases:

| <u>Year Ending</u> <u>September 30:</u> | |
|--|-------------------------|
| 2013 | \$ 3,264 |
| 2014 | 2,880 |
| 2015 | 1,728 |
| 2016 | 1,728 |
| 2017 | <u>1,296</u> |
| TOTAL | <u><u>\$ 10,896</u></u> |

REQUIRED SUPPLEMENTARY INFORMATION

Schedule of Revenues, Expenditures and Changes in Fund Balances
Budget and Actual – General Fund
For the Year Ended September 30, 2012
Flagler County Supervisor of Elections

| | BUDGETED AMOUNTS | | | VARIANCE WITH FINAL BUDGET |
|---|------------------|------------------|------------------|----------------------------------|
| | ORIGINAL | FINAL | ACTUAL | |
| REVENUES | | | | |
| Intergovernmental Revenue | \$ 10,683 | \$ 10,683 | \$ 4,299 | \$ (6,384) |
| Charges for Services | - | 18,461 | 36,350 | 17,889 |
| Miscellaneous Income | - | - | 41 | 41 |
| TOTAL REVENUES | 10,683 | 29,144 | 40,690 | 11,546 |
| EXPENDITURES | | | | |
| General Government: | | | | |
| Personal Services | 472,682 | 382,098 | 381,198 | 900 |
| Operating Expenditures | 183,510 | 276,139 | 276,139 | - |
| Capital Outlay | - | 53,910 | 53,910 | - |
| TOTAL EXPENDITURES | 656,192 | 712,147 | 711,247 | 900 |
| EXCESS OF REVENUES OVER (UNDER) EXPENDITURES | (645,509) | (683,003) | (670,557) | 12,446 |
| OTHER FINANCING SOURCES (USES) | | | | |
| Appropriation from Board of County Commissioners | 645,509 | 683,003 | 683,920 | 917 |
| Reversion to Board of County Commissioners | - | - | (13,363) | (13,363) |
| TOTAL OTHER FINANCING SOURCES (USES) | 645,509 | 683,003 | 670,557 | (12,446) |
| NET CHANGE IN FUND BALANCES | - | - | - | - |
| FUND BALANCES - October 1, 2011 | - | - | - | - |
| FUND BALANCES - September 30, 2012 | \$ - | \$ - | \$ - | \$ - |

Notes to Schedule:

The budget is prepared on a basis that does not differ materially from generally accepted accounting principles. Its preparation, adoption, and amendment is governed by Florida Statutes. The fund is the legal level of control. Budgeted expenditures shown above include \$18,461 resulting from the Office's agreements with municipalities for elections services, which are fully reimbursed.

**ADDITIONAL ELEMENTS REQUIRED BY THE
RULES OF THE AUDITOR GENERAL**

Management Letter

The Honorable Kimberle B. Weeks
Supervisor of Elections
Flagler County, Florida

We have audited the financial statements of the Flagler County Supervisor of Elections, as of and for the fiscal year ended September 30, 2012, and have issued our report thereon dated January 14, 2013.

We conducted our audit in accordance with auditing standards generally accepted in the United States of America and the standards applicable to financial audits contained in *Government Auditing Standards*, issued by the Comptroller General of the United States. Additionally, our audit was conducted in accordance with the provisions of Chapter 10.550, Rules of the Auditor General, which govern the conduct of local governmental entity audits performed in the State of Florida and require that certain items be addressed in this letter.

Prior Audit Findings

The Rules of the Auditor General require that we comment as to whether or not corrective actions have been taken to address findings and recommendations made in the preceding audit. If the audit findings in the preceding audit report are uncorrected, we are required to identify those findings that were also included in the second preceding audit report. The Office has no uncorrected prior audit findings that are required to be identified pursuant to the Rules of the Auditor General.

Investment of Public Funds

As required by the Rules of the Auditor General, the scope of our audit included a review of the provisions of Section 218.415, Florida Statutes, regarding the investment of public funds. Our audit did not reveal any noncompliance with the provisions of Section 218.415, Florida Statutes.

Other Matters

Our audit did not reveal any other matters that we are required to include in this management letter.

This management letter is intended solely for the information and use of the Flagler County Supervisor of Elections and management, and the State of Florida Auditor General and is not intended to be and should not be used by anyone other than these specified parties.

The Honorable Kimberle B. Weeks
Supervisor of Elections
Flagler County, Florida
Page 2

We wish to take this opportunity to thank you and your staff for the cooperation and courtesies extended to us during the course of the audit. Please let us know if you have any questions or comments concerning this letter, our accompanying reports, or other matters.

Carr, Riggs & Ingram LLC

January 14, 2013
Gainesville, Florida

The Honorable Kimberle B. Weeks
Supervisor of Elections
Flagler County, Florida

We have audited the financial statements of the Flagler County Supervisor of Elections (the "Office") as of and for the year ended September 30, 2012, and have issued our report thereon dated January 14, 2013. Our report on the financial statements included a paragraph explaining that the Office is an integral part of Flagler County, the primary government for financial reporting purposes. We conducted our audit in accordance with auditing standards generally accepted in the United States of America and the standards applicable to financial audits contained in *Government Auditing Standards*, issued by the Comptroller General of the United States.

Report on Internal Control Over Financial Reporting and on Compliance and Other Matters

Internal Control Over Financial Reporting

Management of the Office is responsible for establishing and maintaining effective internal control over financial reporting. In planning and performing our audit, we considered the Office's internal control over financial reporting as a basis for designing our auditing procedures for the purpose of expressing our opinion on the financial statements, but not for the purpose of expressing an opinion on the effectiveness of the Office's internal control over financial reporting. Accordingly, we do not express an opinion on the effectiveness of the Office's internal control over financial reporting.

A deficiency in internal control exists when the design or operation of a control does not allow management or employees, in the normal course of performing their assigned functions, to prevent, or detect and correct misstatements on a timely basis. A *material weakness* is a deficiency, or a combination of deficiencies, in internal control, such that there is a reasonable possibility that a material misstatement of the entity's financial statements will not be prevented, or detected and corrected on a timely basis.

Our consideration of internal control over financial reporting was for the limited purpose described in the first paragraph of this section and was not designed to identify all deficiencies in internal control over financial reporting that might be deficiencies, significant deficiencies or material weaknesses. We did not identify any deficiencies in internal control over financial reporting that we consider to be material weaknesses, as defined above.

Compliance and Other Matters

As part of obtaining reasonable assurance about whether the Office's financial statements are free of material misstatement, we performed tests of its compliance with certain provisions of laws, regulations, contracts, and grant agreements, noncompliance with which could have a direct and material effect

on the determination of financial statement amounts. However, providing an opinion on compliance with those provisions was not an objective of our audit and, accordingly, we do not express such an opinion. The results of our tests disclosed no instances of noncompliance or other matters that are required to be reported under *Government Auditing Standards*.

Communication with Those Charged with Governance

Professional standards require that we provide you with the following information related to our audit.

Our Responsibility Under U.S. Generally Accepted Auditing Standards

As stated in our engagement letter, our responsibility, as described by professional standards, is to express an opinion about whether the financial statements prepared by management with your oversight are fairly presented, in all material respects. Our audit of the financial statements does not relieve you or management of your responsibilities.

Planned Scope and Timing of the Audit

We performed the audit according to the planned scope and timing.

Significant Audit Findings

Qualitative Aspects of Accounting Practices

Management is responsible for the selection and use of appropriate accounting policies. The significant accounting policies used are described in Note 1 to the financial statements. No new accounting policies were adopted and the application of existing policies was not changed during the year. We noted no transactions entered into during the year for which there is a lack of authoritative guidance or consensus.

Accounting estimates are an integral part of the financial statements prepared by management and are based on management's knowledge and experience about past and current events and assumptions about future events. Certain accounting estimates are particularly sensitive because of their significance to the financial statements and because of the possibility that future events affecting them may differ significantly from those expected. There were no particularly sensitive estimates significantly affecting the financial statements.

The disclosures in the financial statements are neutral, consistent, and clear. Certain financial statement disclosures are particularly sensitive because of their significance to financial statement users. There are no particularly sensitive disclosures significantly affecting the financial statements.

Difficulties Encountered in Performing the Audit

We encountered no significant difficulties in dealing with management in performing and completing our audit.

Corrected and Uncorrected Misstatements

Professional standards require us to accumulate all known and likely misstatements identified during the audit, other than those that are trivial, and communicate them to the appropriate level of management. There were no misstatements noted as a result of audit procedures.

Disagreements with Management

For purposes of this letter, professional standards define a disagreement with management as a financial accounting, reporting, or auditing matter, whether or not resolved to our satisfaction, that could be significant to the financial statements or the auditor's report. We are pleased to report that no such disagreements arose during the course of our audit.

Management Representations

We have requested certain representations from management that are included in the management representation letter.

This report is intended solely for the information and use of the Office and its management, and the State of Florida Auditor General and is not intended to be and should not be used by anyone other than these specified parties.

Car, Riggs & Ingram LLC

January 14, 2013
Gainesville, Florida



Kimberle B. Weeks
Flagler County Supervisor of Elections



1769 E. Moody Blvd., Bldg. 2, Suite 101 * PO Box 901 * Bunnell, Florida 32110-0901
Phone (386) 313-4170 * Fax (386) 313-4171 * www.flaglerelections.com

January 14, 2013

The Honorable David W. Martin
Auditor General
P.O. Box 1735
Tallahassee, Florida 32402-1735

Dear Sir:

An audit of the operations of the Flagler County Supervisor of Elections Office for the fiscal year ending September 30, 2012, has been completed by Carr, Riggs & Ingram, LLC.

I am pleased to report there were no deficiencies in internal control over financial reporting or instances of noncompliance under Government Auditing Standards to report.

Sincerely,

Kimberle B. Weeks
Flagler County Supervisor of Elections